

Retro-Reflex Sensor


XM98PDVH2 LASER

Part Number



- Range: 15 m
- Smallest recognizable part: 2,5 mm
- Switching frequency: 3 kHz
- Time delay

A reflector must be used in combination with these sensors. They can be installed in all kinds of industrial environments thanks to ample functional reserve. Even reflective objects can be reliably recognized through the use of polarized light.

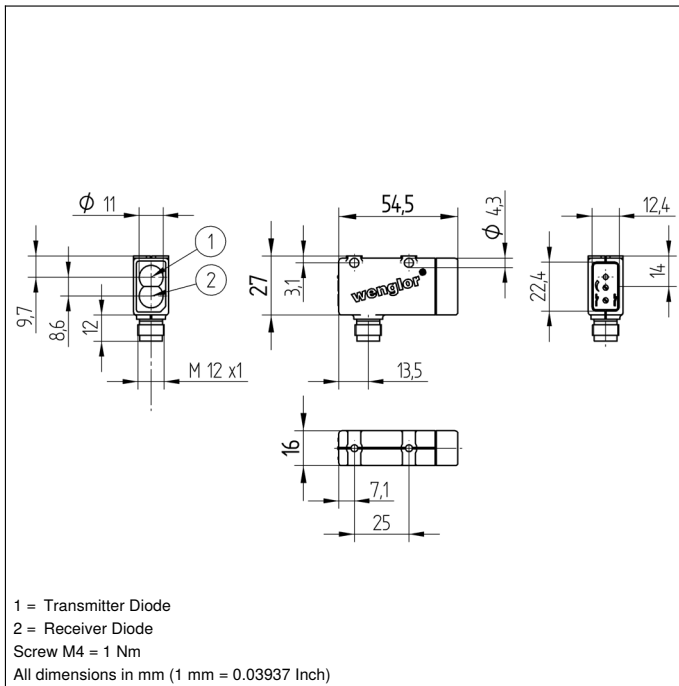


Technical Data

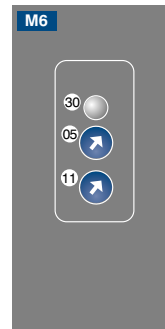
Optical Data	
Range	15000 mm
Reference Reflector/Reflector Foil	RQ100BA
Min. Distance to Reflector	80 mm
Smallest Recognizable Part	> 2500 μm
Switching Hysteresis	< 15 %
Light Source	Laser (red)
Wavelength	655 nm
Polarization Filter	yes
Service Life (T = +25 °C)	100000 h
Laser Class (EN 60825-1)	2
Max. Ambient Light	10000 Lux
Opening Angle	0,6 °
Light Spot Diameter	see Table 1
Two-Lens Optic	yes
Electrical Data	
Supply Voltage	10...30 V DC
Current Consumption (U _b = 24 V)	< 30 mA
Switching Frequency	3 kHz
Response Time	166 μs
Off-Delay	5 ms
Temperature Drift	< 10 %
Temperature Range	-10...60 °C
Switching Output Voltage Drop	< 2,5 V
PNP Switching Output/Switching Current	200 mA
PNP Contamination Output/Switching Current	50 mA
Short Circuit Protection	yes
Reverse Polarity Protection	yes
Protection Class	III
Mechanical Data	
Setting Method	Potentiometer
Housing Material	Plastic
Full Encapsulation	yes
Degree of Protection	IP67
Connection	M12 × 1; 4-pin
Contamination Output	●
PNP NC	●
Connection Diagram No.	107
Control Panel No.	M6
Suitable Connection Equipment No.	2
Suitable Mounting Technology No.	360

Complementary Products

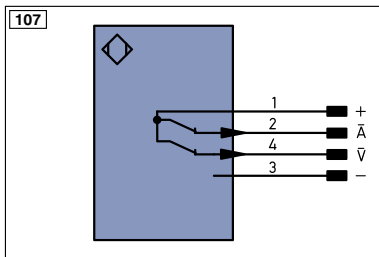
PNP-NPN Converter BG2V1P-N-2M	
Protective Housing ZSV-0x-01	
Reflector, Reflector Foil	
Set Protective Housing ZSM-NN-02	



Ctrl. Panel



05 = Switching Distance Adjuster
 11 = ON-Delay/OFF-Delay Adjuster
 30 = Switching Status/Contamination Warning



Legend			
+	Supply Voltage +	PT	Platinum measuring resistor
-	Supply Voltage 0 V	nc	not connected
~	Supply Voltage (AC Voltage)	U	Test Input
A	Switching Output (NO)	U	Test Input inverted
A̅	Switching Output (NC)	W	Trigger Input
V	Contamination/Error Output (NO)	W-	Ground for the Trigger Input
V̅	Contamination/Error Output (NC)	O	Analog Output
E	Input (analog or digital)	O-	Ground for the Analog Output
T	Teach Input	BZ	Block Discharge
Z	Time Delay (activation)	AWV	Valve Output
S	Shielding	a	Valve Control Output +
RxD	Interface Receive Path	b	Valve Control Output 0 V
TxD	Interface Send Path	SY	Synchronization
RDY	Ready	SY-	Ground for the Synchronization
GND	Ground	E+	Receiver-Line
CL	Clock	S+	Emitter-Line
E/A	Output/Input programmable	±	Grounding
	IO-Link	SnR	Switching Distance Reduction
PoE	Power over Ethernet	Rx+/-	Ethernet Receive Path
IN	Safety Input	Tx+/-	Ethernet Send Path
OSSD	Safety Output	Bus	Interfaces-Bus A(+)/B(-)
Signal	Signal Output	La	Emitted Light disengageable
Bl..D+/-	Ethernet Gigabit bidirect. data line (A-D)	Mag	Magnet activation
EN0..5A22	Encoder 0-pulse 0-0 (TTL)	RES	Input confirmation
		EDM	Contactur Monitoring
		EN0..5A22	Encoder A/A̅ (TTL)
		EN0..5A22	Encoder B/B̅ (TTL)
		ENa	Encoder A
		ENb	Encoder B
		AMIN	Digital output MIN
		AMAX	Digital output MAX
		AOK	Digital output OK
		SY_in	Synchronization In
		SY_OUT	Synchronization OUT
		OLT	Brightness output
		M	Maintenance
		rsv	reserved
		Wire Colors according to DIN IEC 757	
		BK	Black
		BN	Brown
		RD	Red
		OG	Orange
		YE	Yellow
		GN	Green
		BU	Blue
		VT	Violet
		GY	Grey
		WH	White
		PK	Pink
		GNVE	Green/Yellow

Table 1

Working Distance	0,2 m	5 m	10 m
Light Spot Diameter	5 mm	35 mm	70 mm

Feasible reflector distance

Reflector type, mounting distance

RQ100BA	0,08...15 m	RR25_M	0,15...7 m
RE18040BA	0,1...12 m	RR25KP	0,1...4 m
RQ84BA	0,08...10 m	RR21_M	0,1...3,5 m
RR84BA	0,08...12 m	ZRAE02B01	0,08...6 m
RE9538BA	0,15...4,5 m	ZRME01B01	0,1...2 m
RE6151BM	0,1...10 m	ZRME03B01	0,15...8 m
RR50_A	0,08...10 m	ZRMR02K01	0,08...2,5 m
RE6040BA	0,08...10 m	ZRMS02_01	0,1...3 m
RE8222BA	0,08...8 m	RF505	0,2...3 m
RR34_M	0,1...6 m	RF508	0,2...3 m
RE3220BM	0,1...6 m	RF258	0,2...2,5 m
RE6210BM	0,15...5,5 m	ZRDF_K01	0,1...11 m

