



SITOP PSU8200/1ACDC/24VDC/20A

SITOP PSU8200 20 A stabilized power supply input: 120-230 V AC 110-220 V DC output: 24 V DC/20 A

input	
type of the power supply network	1-phase and 2-phase AC or DC
supply voltage at AC	
• minimum rated value	120 V
• maximum rated value	230 V
• initial value	85 V
• full-scale value	275 V
supply voltage at AC	temperature derating necessary at $U_{in} < 100$ V AC or DC at 50 °C; additional derating at $U_{in} < 100$ V: $U_{in}=95$ V Pa max=460 W, $U_{in}=90$ V Pa max=440 W, $U_{in}=85$ V Pa max=420 W
supply voltage at DC	110 ... 220 V
input voltage at DC	88 ... 350 V
wide range input	Yes
buffering time for rated value of the output current in the event of power failure minimum	20 ms
operating condition of the mains buffering	at $V_{in} = 230$ V
line frequency	50/60 Hz
line frequency	47 ... 63 Hz
input current	
• at rated input voltage 120 V	4.6 A
• at rated input voltage 230 V	2.5 A
current limitation of inrush current at 25 °C maximum	20 A
I <sup>2</sup> t value maximum	5 A <sup>2</sup> ·s
fuse protection type	Yes
fuse protection type in the feeder	Recommended miniature circuit breaker at 1-phase operation: 10 A characteristic C; required at 2-phase operation: circuit breaker 2-pole connected or circuit breaker 3RV2711-1HD10 (UL 489) at 120 V or 3RV2711-1ED10 (UL 489) at 230 V
output	
voltage curve at output	Controlled, isolated DC voltage
output voltage at DC rated value	24 V
output voltage	
• at output 1 at DC rated value	24 V
output voltage adjustable	Yes; via potentiometer
adjustable output voltage	24 ... 28 V
relative overall tolerance of the voltage	3 %
relative control precision of the output voltage	
• on slow fluctuation of input voltage	0.1 %
• on slow fluctuation of ohm loading	0.3 %
residual ripple	
• maximum	100 mV
• typical	80 mV

voltage peak	
• maximum	200 mV
• typical	100 mV
display version for normal operation	Green LED for 24 V OK
type of signal at output	Relay contact (NO contact, rating 60 V DC/ 0.3 A) for "24 V OK"
behavior of the output voltage when switching on	No overshoot of Vout (soft start)
response delay maximum	1.5 s
voltage increase time of the output voltage	
• typical	250 ms
output current	
• rated value	20 A
• rated range	0 ... 20 A; +60 ... +70 °C: Derating 3%/K
supplied active power typical	480 W
short-term overload current	
• at short-circuit during operation typical	60 A
duration of overloading capability for excess current	
• at short-circuit during operation	25 ms
constant overload current	
• on short-circuiting during the start-up typical	30 A
bridging of equipment	Yes; switchable characteristic
number of parallel-switched equipment resources for increasing the power	2
<b>efficiency</b>	
efficiency in percent	94 %
power loss [W]	
• at rated output voltage for rated value of the output current typical	31 W
<b>closed-loop control</b>	
relative control precision of the output voltage with rapid fluctuation of the input voltage by +/- 15% typical	0.5 %
relative control precision of the output voltage load step of resistive load 50/100/50 % typical	1 %
setting time	
• load step 50 to 100% typical	1 ms
• load step 100 to 50% typical	1 ms
setting time	
• maximum	5 ms
<b>protection and monitoring</b>	
design of the overvoltage protection	< 31.8 V
property of the output short-circuit proof	Yes
design of short-circuit protection	Alternatively, constant current characteristic approx. 21.5 A or latching shutdown
• typical	21.5 A
overcurrent overload capability	
• in normal operation	overload capability 150 % Iout rated up to 5 s/min
enduring short circuit current RMS value	
• typical	21.5 A
display version for overload and short circuit	LED yellow for "overload", LED red for "latching shutdown"
<b>safety</b>	
galvanic isolation between input and output	Yes
galvanic isolation	SELV (ES1) output voltage Vout according to EN 61204-7, transformer according to EN 61558-2-16
operating resource protection class	Class I
leakage current	
• maximum	3.5 mA
• typical	1 mA
protection class IP	IP20
<b>EMC</b>	
standard	
• for emitted interference	EN 55022 Class B
• for mains harmonics limitation	EN 61000-3-2
• for interference immunity	EN 61000-6-2

standards, specifications, approvals	
certificate of suitability	
<ul style="list-style-type: none"> <li>• CE marking</li> <li>• UL approval</li> <li>• CSA approval</li> <li>• UKCA marking</li> <li>• EAC approval</li> <li>• Regulatory Compliance Mark (RCM)</li> <li>• NEC Class 2</li> <li>• SEMI F47</li> </ul>	<p>Yes</p> <p>Yes; cULus-Listed (UL 508, CSA C22.2 No. 107.1), File E197259; cCSAus (CSA C22.2 No. 62368-1, UL 62368-1)</p> <p>Yes; cULus-Listed (UL 508, CSA C22.2 No. 107.1), File E197259; cCSAus (CSA C22.2 No. 62368-1, UL 62368-1)</p> <p>Yes</p> <p>Yes</p> <p>Yes</p> <p>No</p> <p>Yes</p>
type of certification	
<ul style="list-style-type: none"> <li>• BIS</li> <li>• CB-certificate</li> </ul>	<p>Yes; R-41183539</p> <p>Yes</p>
MTBF at 40 °C	583 500 h
standards, specifications, approvals hazardous environments	
certificate of suitability	
<ul style="list-style-type: none"> <li>• IECEx</li> <li>• ATEX</li> <li>• ULhazloc approval</li> <li>• cCSAus, Class 1, Division 2</li> <li>• FM registration</li> </ul>	<p>No</p> <p>No</p> <p>No</p> <p>No</p> <p>No</p>
standards, specifications, approvals marine classification	
shipbuilding approval	Yes
Marine classification association	
<ul style="list-style-type: none"> <li>• American Bureau of Shipping Europe Ltd. (ABS)</li> <li>• French marine classification society (BV)</li> <li>• Det Norske Veritas (DNV)</li> <li>• Lloyds Register of Shipping (LRS)</li> </ul>	<p>Yes</p> <p>No</p> <p>Yes</p> <p>No</p>
standards, specifications, approvals Environmental Product Declaration	
Environmental Product Declaration	Yes
Global Warming Potential [CO2 eq]	
<ul style="list-style-type: none"> <li>• total</li> <li>• during manufacturing</li> <li>• during operation</li> <li>• after end of life</li> </ul>	<p>989.5 kg</p> <p>18.9 kg</p> <p>970 kg</p> <p>0.27 kg</p>
ambient conditions	
ambient temperature	
<ul style="list-style-type: none"> <li>• during operation</li> <li>• during transport</li> <li>• during storage</li> </ul>	<p>-25 ... +70; With natural convection; startup tested starting from -40 °C nominal voltage</p> <p>-40 ... +85</p> <p>-40 ... +85</p>
environmental category according to IEC 60721	Climate class 3K3, 5 ... 95% no condensation
connection method	
type of electrical connection	screw terminal
<ul style="list-style-type: none"> <li>• at input</li> <li>• at output</li> <li>• for auxiliary contacts</li> </ul>	<p>L, N, PE: 1 screw terminal each for 0.2 ... 4 mm<sup>2</sup> single-core/finely stranded</p> <p>+, -: 2 screw terminals each for 0.2 ... 4 mm<sup>2</sup></p> <p>13, 14 (alarm signal), 15, 16 (Remote ON OFF): 1 screw terminal each for 0.14 ... 1.5 mm<sup>2</sup></p>
mechanical data	
width × height × depth of the enclosure	90 × 125 × 125 mm
installation width × mounting height	90 mm × 225 mm
required spacing	
<ul style="list-style-type: none"> <li>• top</li> <li>• bottom</li> <li>• left</li> <li>• right</li> </ul>	<p>50 mm</p> <p>50 mm</p> <p>0 mm</p> <p>0 mm</p>
fastening method	Snaps onto DIN rail EN 60715 35x7.5/15
<ul style="list-style-type: none"> <li>• standard rail mounting</li> <li>• S7 rail mounting</li> </ul>	<p>Yes</p> <p>No</p>

• wall mounting	No
housing can be lined up	Yes
net weight	1.2 kg
<b>accessories</b>	
electrical accessories	Buffer module
mechanical accessories	Device identification label 20 mm × 7 mm, TI-grey 3RT2900-1SB20
<b>further information internet links</b>	
internet link	
• to website: Industry Mall	<a href="https://mall.industry.siemens.com">https://mall.industry.siemens.com</a>
• to web page: selection aid TIA Selection Tool	<a href="https://www.siemens.com/tstcloud">https://www.siemens.com/tstcloud</a>
• to website: CAx-Download-Manager	<a href="https://siemens.com/cax">https://siemens.com/cax</a>
• to website: Industry Online Support	<a href="https://support.industry.siemens.com">https://support.industry.siemens.com</a>

<b>additional information</b>	
other information	Specifications at rated input voltage and ambient temperature +25 °C (unless otherwise specified)


<b>security information</b>	
security information	<p>Siemens provides products and solutions with industrial cybersecurity functions that support the secure operation of plants, systems, machines and networks. In order to protect plants, systems, machines and networks against cyber threats, it is necessary to implement – and continuously maintain – a holistic, state-of-the-art industrial cybersecurity concept. Siemens' products and solutions constitute one element of such a concept. Customers are responsible for preventing unauthorized access to their plants, systems, machines and networks. Such systems, machines and components should only be connected to an enterprise network or the internet if and to the extent such a connection is necessary and only when appropriate security measures (e.g. firewalls and/or network segmentation) are in place. For additional information on industrial cybersecurity measures that may be implemented, please visit <a href="http://www.siemens.com/cybersecurity-industry">www.siemens.com/cybersecurity-industry</a>. Siemens' products and solutions undergo continuous development to make them more secure. Siemens strongly recommends that product updates are applied as soon as they are available and that the latest product versions are used. Use of product versions that are no longer supported, and failure to apply the latest updates may increase customer's exposure to cyber threats. To stay informed about product updates, subscribe to the Siemens Industrial Cybersecurity RSS Feed under <a href="https://www.siemens.com/cert">https://www.siemens.com/cert</a>. (V4.7)</p>

**Classifications**

	Version	Classification
eClass	14	27-04-07-01
eClass	12	27-04-07-01
eClass	9.1	27-04-07-01
eClass	9	27-04-07-01
eClass	8	27-04-90-02
eClass	7.1	27-04-90-02
eClass	6	27-04-90-02
ETIM	9	EC002540
ETIM	8	EC002540
ETIM	7	EC002540
IDEA	4	4130
UNSPSC	15	39-12-10-04

**Approvals Certificates**


**General Product Approval**




CB


[Manufacturer Declaration](#)

[Declaration of Conformity](#)





UL



CB

General Product Approval	Marine / Shipping	Environment
--------------------------	-------------------	-------------



[BIS CRS](#)



---

last modified:

11/19/2024 