



Thru-beam sensor emitter

MD17/73



- Emitter
- Compact, versatile housing
- 360° high visibility LEDs
- M12 male connector



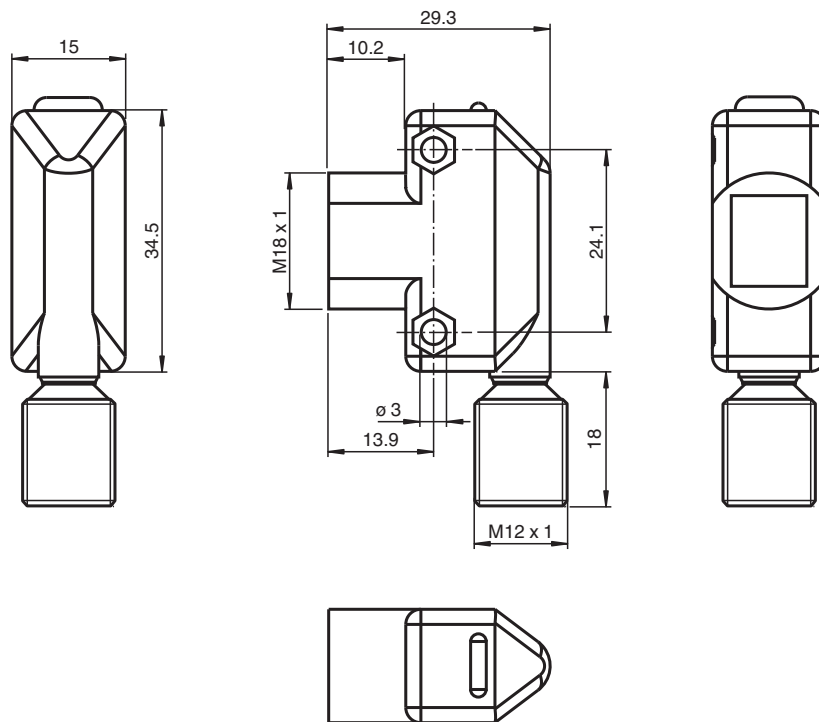
Function

The ML17 sensor family offers diverse connection and installation options, which means that it can adapt to the most varied automation tasks. In addition to the usual fitting method using M4 screws, these sensors can also be installed by means of M18 threaded insert. All devices are equipped with a green Power On display and a yellow function display. These displays are arranged in such a way that they are clearly visible from different directions.

Application

- Presence monitoring
- Target sensors
- Congestion monitoring
- Track loading
- Completeness checks

Dimensions



Technical Data

System components

Emitter	MD17/73
Receiver	MV17/73/136

General specifications

Effective detection range	0 ... 15 m
Threshold detection range	20 m
Reference target	receiver
Light source	IRED
Light type	Infrared LED
Ambient light limit	≤ 10000 Lux

Indicators/operating means

Operation indicator	LED green
Function indicator	

Electrical specifications

Operating voltage	U_B	10 ... 30 V DC , class 2
Ripple		max. 10 %
No-load supply current	I_0	< 25 mA
Operating current	I_B	
Protection class		
Time delay before availability	t_v	≤ 200 ms

Output

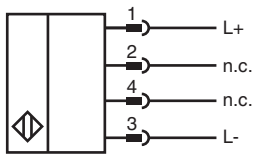
Switching type	
Signal output	

Conformity

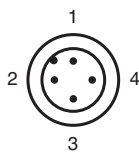
Technical Data

Product standard	EN 60947-5-2 IEC 60947-5-2
Approvals and certificates	
CE conformity	CE
EAC conformity	TR CU 020/2011
UL approval	cULus
CCC approval	CCC approval / marking not required for products rated ≤36 V
Ambient conditions	
Ambient temperature	-20 ... 55 °C (-4 ... 131 °F)
Storage temperature	-20 ... 70 °C (-4 ... 158 °F)
Mechanical specifications	
Housing width	15 mm
Housing height	34.5 mm
Degree of protection	IP67
Connection	M12 x 1 connector , 4-pin
Material	
Housing	ABS
Optical face	Acrylic
Mass	approx. 9 g

Connection



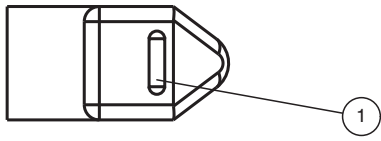
Connection Assignment



Wire colors in accordance with EN 60947-5-2

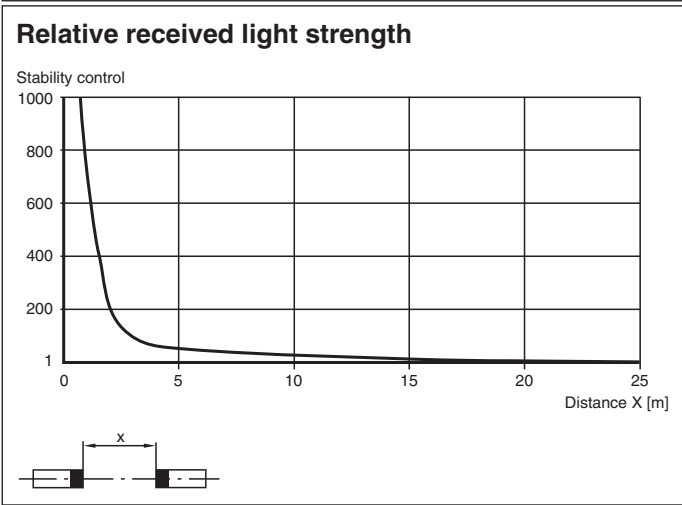
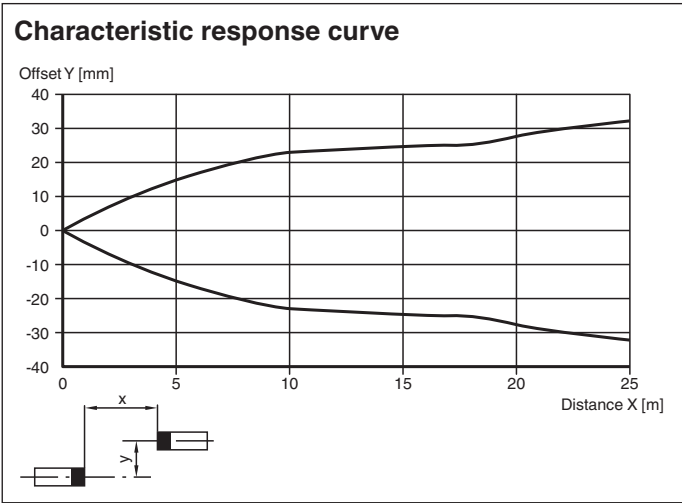
1	BN	(brown)
2	WH	(white)
3	BU	(blue)
4	BK	(black)

Indication




1 Operating display green



Characteristic Curve



Matching System Components

	MV17/73/136	Thru-beam sensor receiver
---	--------------------	---------------------------





Accessories

	OMH-ML17	Mounting bracket
	OMH-ML17-1	Mounting bracket

Release date: 2022-08-03 Date of issue: 2022-08-03 Filename: 909175_eng.pdf

Refer to "General Notes Relating to Pepperl+Fuchs Product Information".

Accessories

	V1-G-BK2M-PUR-U	Female cordset single-ended M12 straight A-coded, 4-pin, PUR cable black, UL approved, drag chain suitable, torsion resistant
	V1-W-BK2M-PUR-U	Female cordset single-ended M12 angled A-coded, 4-pin, PUR cable black, UL approved, drag chain suitable, torsion resistant
	V1-G-BK5M-PUR-U	Female cordset single-ended M12 straight A-coded, 4-pin, PUR cable black, UL approved, drag chain suitable, torsion resistant
	V1-W-BK5M-PUR-U	Female cordset single-ended M12 angled A-coded, 4-pin, PUR cable black, UL approved, drag chain suitable, torsion resistant