



IO-Link master (EIP/MOD)

ICE2-8IOL-G65L-V1D

- Web-based configuration of module and IO-Link devices
- Integrated IODD storage for more than 100 IODDs
- Downloadable module configuration
- M12 L-coded power connector
- EtherNet/IP, Modbus/TCP and OPC UA support

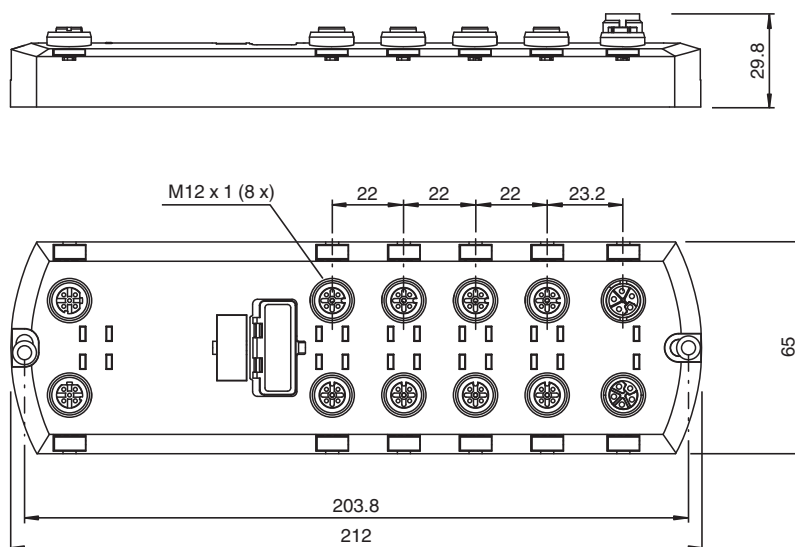
EtherNet/IP IO-Link master with 8 inputs/outputs



Function

The module is an EtherNet/IP fieldbus module with 8 type A IO-Link master ports according to IO-Link standard V1.1. The fieldbus module serves as an interface between the controller of an EtherNet/IP fieldbus system and IO-Link devices in the field level. The integrated web server and IODD interpreter enabling complete configuration of the fieldbus module and attached IO-Link devices without the need for special software tools. Information regarding the status of the module is also displayed and network parameters such as the IP address and subnet mask can be configured. The module is capable of storing all configuration enabling stand-alone usage without a higher-level PLC. MutliLink simultaneously provides data access via different communication protocols like EtherNet/IP, Modbus/TCP and OPC UA to multiple controllers. An L-coded M12 connector plug used for supplying power enables a current rating of up to 2 x 16 A. The inputs and outputs are equipped with A-coded M12 connector plugs. Connection to the fieldbus is achieved using a D-coded M12 connector plug. Status information for each channel is displayed via LEDs as a diagnostic function.

Dimensions



Release date: 2022-12-12 Date of issue: 2022-12-12 Filename: 70104877_eng.pdf

Refer to "General Notes Relating to Pepperl+Fuchs Product Information".

Pepperl+Fuchs Group
www.pepperl-fuchs.com

USA: +1 330 486 0001
fa-info@us.pepperl-fuchs.com

Germany: +49 621 776 1111
fa-info@de.pepperl-fuchs.com

Singapore: +65 6779 9091
fa-info@sg.pepperl-fuchs.com

PF PEPPERL+FUCHS

Technical Data

General specifications		
UL File Number		E360395
Indicators/operating means		
LED indication		see manual
Rotary switch		Setting the IP address
Electrical specifications		
Rated operating voltage	U_e	20 ... 30 V DC
Nominal voltage		24 V DC
Current consumption		typ. 120 mA
Current loading capacity		Max. 2 x 16 A per module (Loop-through current via L-coded power supply) Total current: max. 6.7 A per module
Galvanic isolation		between US and UA
Interface 1		
Interface type		Industrial Ethernet
Physical		M12, D-coded
Protocol		EtherNet/IP + Modbus TCP + OPC UA + MQTT Modbus max PDI: 33 times / sec OPC UA max PDI update rate: 20 times / sec MQTT max PDI update rate: 10 times / sec
Transfer rate		10/100 Mbps
Inputs/Outputs		
Number/Type		8 x IO-Link Class A (X1 – X8) Configurable as: Max. 8 IO-Link and 8 digital inputs Max. 16 digital inputs Max. 8 digital inputs and 8 digital outputs short-circuit protected
Sensor supply		Port 1: max. 1.6 A Via L+ (pin 1) Port 3: max. 1 A via L+ (pin 1) Ports 2 and 4 – 8: max. 500 mA per port via L+ (pin 1)
Output rated operating current	I_e	max. 200 mA Per port via C/Q (pin 4)
Directive conformity		
Electromagnetic compatibility		
Directive 2014/30/EU		EN 61000-6-2 , EN 61000-6-4
Standard conformity		
Degree of protection		EN 60529
Fieldbus standard		Type 1 according to IEC 61131-2, EN 61131-9
Electrical safety		CSA C22.2 No. 61010-1-12 UL 61010-1, IEC 61010-2-201
Emitted interference		EN 61000-6-4, FCC Part 15 Subpart B, ICES-001, AS/NZS CISPR 11
Noise immunity		EN 61000-6-2 , EN 61131-2 , EN 61131-9
Shock resistance		EN 60068-2-27
Ambient conditions		
Ambient temperature		-25 ... 70 °C (-13 ... 158 °F)
Storage temperature		-40 ... 85 °C (-40 ... 185 °F)
Relative humidity		max. 95 %
Altitude		0 ... 2000 m
Shock and impact resistance		15g, 11ms, half-sine
Mechanical specifications		
Housing length		29.8 mm
Housing width		65 mm
Housing height		212 mm
Degree of protection		IP67
Connection		Power Supply M12, L-coded Fieldbus M12, D-coded Inputs/Outputs M12, A-coded
Material		
Housing		Molded Polyamide 66

Release date: 2022-12-12 Date of issue: 2022-12-12 Filename: 70104877_eng.pdf

Refer to "General Notes Relating to Pepperl+Fuchs Product Information".

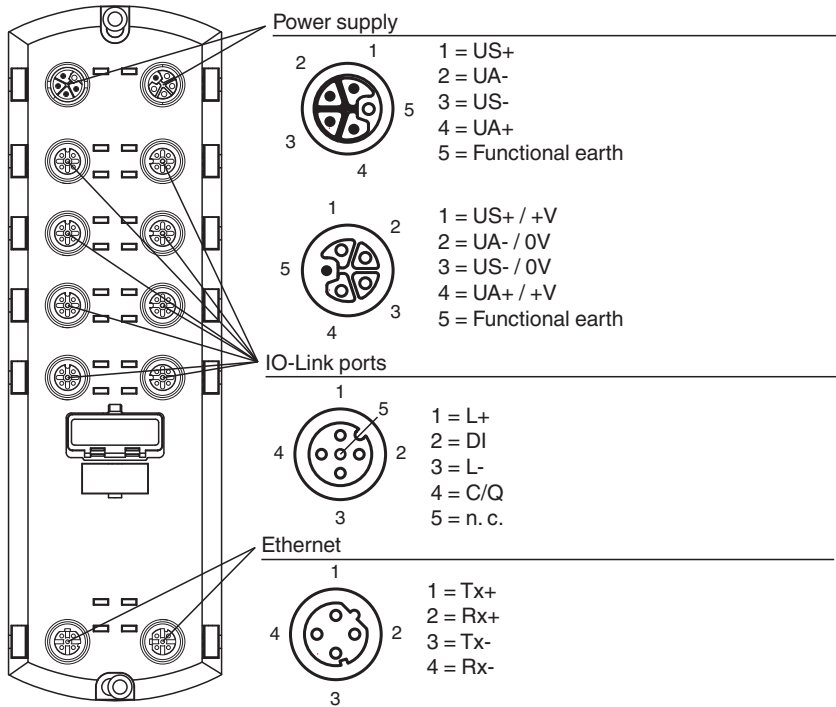
Pepperl+Fuchs Group
www.pepperl-fuchs.comUSA: +1 330 486 0001
fa-info@us.pepperl-fuchs.comGermany: +49 621 776 1111
fa-info@de.pepperl-fuchs.comSingapore: +65 6779 9091
fa-info@sg.pepperl-fuchs.com

PEPPERL+FUCHS

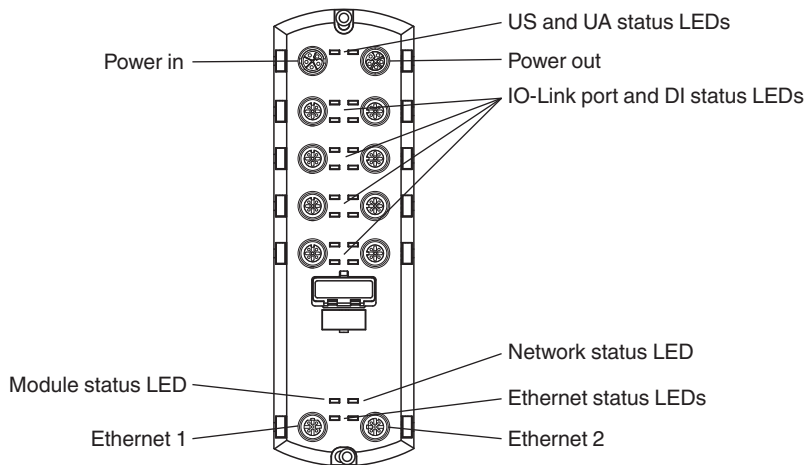
Technical Data

Mass	454 g
Tightening torque, fastening screws	8 Nm
Tightening torque, cable gland	0.6 Nm
Construction type	Field housing

Connection



Assembly



















Accessories

	V15L-G-2M-PUR-U-V15L-G	Cordset M12 socket straight to M12 plug straight L-coded, 5-pin, PUR cable grey, UL approved
	V15L-G-5M-PUR-U	Female cordset single-ended M12 straight L-coded, 5-pin, PUR cable grey, UL approved

Release date: 2022-12-12 Date of issue: 2022-12-12 Filename: 70104877_eng.pdf

Refer to "General Notes Relating to Pepperl+Fuchs Product Information".

Accessories

	V15L-G-BK	Female connector M12 straight L-coded 5-pin, for cable diameter 8 - 13 mm, field-attachable
	V1SD-G-GN2M-PUR-E1S-V45-G	Ethernet bus cable M12 plug straight D-coded to RJ45 Ethernet-coded, 4-pin, PUR cable green, Cat5e, shielded, drag chain suitable
	V1SD-G-GN2M-PUR-E1S-V1D-G	Ethernet bus cable M12 plug straight to M12 plug straight D-coded, 4-pin, PUR cable green, Cat5e, shielded, UL approved, drag chain suitable
	V1SD-G-ABG-PG9	Male connector M12 straight D-coded 4-pin, for cable diameter 5 - 8 mm, shielded, field-attachable
	V1S-T-V1	Y-Splitter M12 plug 5-pin to 2x M12 socket 4-pin A-coded
	V1-G-BK1M-PUR-A-T-V1-G	Y connection cable M12 plug straight A-coded 4-pin to 2x M12 socket straight A-coded 4-pin, 2x PUR cable weld spatter resistant black, UL approved, drag chain suitable, torsion resistant
	V1S-G-PG9	Male connector M12 straight A-coded 4-pin, for cable diameter 6 - 8 mm, field-attachable
	VAZ-V1-B3L	Blind plug for M12 sockets
	MH V1-SCREWDRIVER	Torque screwdriver (0.6 Nm)
	MH V1-BIT M12	plug-in cap M12
	ICA-16DI-G60A-IO	I/O hub with IO-Link interface for 16 digital inputs
	ICA-10DI6DO-G60A-IO	I/O hub with IO-Link interface for 10 digital inputs and 6 digital outputs
	ICA-16DIO-G60AL-IO	I/O hub with IO-Link interface for 16 digital inputs/outputs
	ICA-8DIO-CB10-IO	I/O hub with IO-Link interface
	ICA-AI-I/U-IO-V1	IO-Link converter with analog input (current/voltage)
	ICA-AO-I/U-IO-V1	IO-Link converter with analog output (current/voltage)

Release date: 2022-12-12 Date of issue: 2022-12-12 Filename: 70104877_eng.pdf

Refer to "General Notes Relating to Pepperl+Fuchs Product Information".

Pepperl+Fuchs Group
www.pepperl-fuchs.comUSA: +1 330 486 0001
fa-info@us.pepperl-fuchs.comGermany: +49 621 776 1111
fa-info@de.pepperl-fuchs.comSingapore: +65 6779 9091
fa-info@sg.pepperl-fuchs.com **PEPPERL+FUCHS**