



Diffuse mode sensor, NAMUR

OCT300-M1K-N2

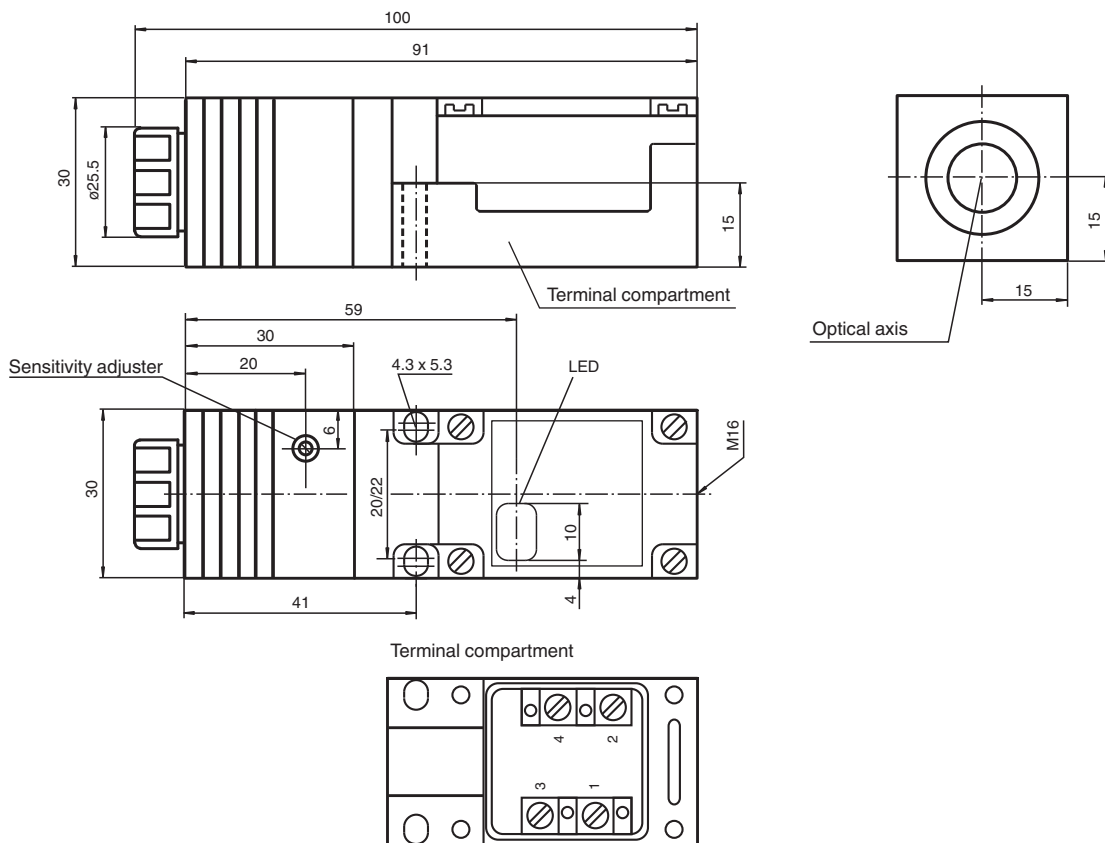


- ATEX-, IECEx approval for zone 20 (Dust) and zone 1 (Gas)
- Intrinsically safe, Ex op is ia IIC T6 Gb/IIIC T 135 °C Da
- Adjustable sensor head
- Scratch resistant mineral glass lens

Diffuse mode sensor, NAMUR, special design, 300 mm detection range, infrared light, light/dark on, DC version, NAMUR output, terminal compartment



Dimensions



Technical Data

General specifications

Detection range 0 ... 300 mm

Release date: 2023-09-07 Date of issue: 2023-09-07 Filename: 106541_eng.pdf

Refer to "General Notes Relating to Pepperl+Fuchs Product Information".

Pepperl+Fuchs Group
www.pepperl-fuchs.com

USA: +1 330 486 0001
fa-info@us.pepperl-fuchs.com

Germany: +49 621 776 1111
fa-info@de.pepperl-fuchs.com

Singapore: +65 6779 9091
fa-info@sg.pepperl-fuchs.com

PF PEPPERL+FUCHS

Technical Data

Adjustment range		70 ... 300 mm
Reference target		standard white 200 mm x 200 mm
Light source		IRED , 880 nm
Light type		modulated infrared light
Ambient light limit		≤ 40000 Lux sun light ≤ 30000 Lux halogen light
Temperature influence		≤ 0.5 mm/K
Functional safety related parameters		
MTTF _d		1319 a
Mission Time (T _M)		20 a
Diagnostic Coverage (DC)		0 %
Indicators/operating means		
Function indicator		LED yellow: switching state
Control elements		Sensing range adjuster
Electrical specifications		
Operating voltage	U _B	6 ... 20 V DC (R _i approx. 0 Ohm)
Ripple		5 %
Time delay before availability	t _v	20 ms
Output		
Switching type		light/dark on, programmable
Signal output		1 NAMUR output NC/NO programmable
Switching voltage		8 V DC (R _i approx. 1 kΩ)
Switching frequency	f	≤ 100 Hz
Current consumption		
Reference target detected		connection 1, 2: ≤ 1 mA connection 3, 4: ≥ 2.7 mA
Reference target not detected		connection 1, 2: ≥ 2.7 mA connection 3, 4: ≤ 1 mA
Response time		5 ms
Repeat accuracy	R	≤ 0.5 % of the sensing range
Conformity		
Product standard		EN 60947-5-2
Compliance with standards and directives		
Standard conformity		
Standards		EN 60947-5-6:2000
Approvals and certificates		
FM approval		
Approved for		IS / I,II,III / 1 / ABCDEFG / T5 - 116-0110; Entity NI / I / 2 / ABCD / T6 Entity Parameters: V _{Max} = 12.6 V, I _{Max} = 20 mA, C _i = 1.11 μF, L _i = 0 mH (Groups A, B, C, D, E, F, G). V _{Max} = 15.5 V, I _{Max} = 52 mA, C _i = 1.11 μF, L _i = 0 mH (Groups C, D, E, F, G).
CSA approval		
Approved for		Class I, Division 2, Groups A, B, C and D Rated 20V (max), 50mA. These sensors are suitable for installation in (or through the wall of) a suitable enclosure with provision for connection of rigid metal conduit, as acceptable to the local inspection authority having jurisdiction.
CCC approval		CCC approval / marking not required for products rated ≤36 V
Ambient conditions		
Ambient temperature		-25 ... 70 °C (-13 ... 158 °F)
Storage temperature		-40 ... 80 °C (-40 ... 176 °F)
Mechanical specifications		
Housing width		30 mm
Housing height		30 mm
Housing depth		102 mm
Degree of protection		IP20

Release date: 2023-09-07 Date of issue: 2023-09-07 Filename: 106541_eng.pdf

Refer to "General Notes Relating to Pepperl+Fuchs Product Information".

Pepperl+Fuchs Group
www.pepperl-fuchs.comUSA: +1 330 486 0001
fa-info@us.pepperl-fuchs.comGermany: +49 621 776 1111
fa-info@de.pepperl-fuchs.comSingapore: +65 6779 9091
fa-info@sg.pepperl-fuchs.com

PEPPERL+FUCHS

Technical Data

Connection	M16&bspterminal compartment, core cross section $\leq 2.5 \text{ mm}^2$
Material	
Housing	PBT
Optical face	Scratch resistant mineral glass lens
Mass	100 g
ATEX G	
EC-Type Examination Certificate	PTB 01 ATEX 2203 X
Applicant	Pepperl+Fuchs GmbH, Lilienthalstrasse 200, 68307 Mannheim, Germany
CE marking	CE0102
ATEX marking	Zone 1: Ⓜ II 2G Ex ia op is IIC T6...T1 Gb
Directive conformity	2014/34/EU
Standards	EN 60079-0:2012+A11:2013 EN 60079-11:2012 EN 60079-28:2007
Effective internal capacitance C_i	max. 75 nF
Effective internal inductance L_i	negligibly small
General	The apparatus must be operated in accordance with the data provided in the datasheet and this operating instruction. In particular, the maximum rated voltage and the temperature range must be adhered to. The special conditions must be adhered to! The EU-type examination certificate has to be observed.
Ambient temperature	The temperature ranges, according to temperature class, are given in the EC-Type Examination Certificate.
Installation, commissioning	The associated apparatus must, as a minimum, fulfill the requirements for degree of protection ia and for Groups II or III, as appropriate for the operating conditions. Due to the possible risk of ignition that can occur as a result of faults and/or transient currents in the equipotential bonding system, galvanic isolation in the supply and signal current circuit is preferred. Associated apparatus without galvanic isolation may only be used if the appropriate requirements as set out in IEC 60079-14 are met. The intrinsic safety is only assured in connection with an appropriate related apparatus and according to the proof of intrinsic safety.
Maintenance	No modifications must be undertaken on apparatus, which is operated in hazardous areas. Repairs to such apparatus are not permissible.
Special conditions	
Protection from mechanical danger	When used in the temperature range below $-20 \text{ }^\circ\text{C}$ the sensor should be protected from knocks by the provision of an additional housing.
Degree of protection required when installing connecting components	IP20 according to IEC 60529:2001
Other conditions	Refer to the relevant EC type examination certificate to see the relationship between the connected circuit type, the maximum permitted ambient temperature and the temperature class as well as effective inner reactances.
ATEX D	
EC-Type Examination Certificate	ZELM 03 ATEX 0196 X
Applicant	Pepperl+Fuchs GmbH, Lilienthalstrasse 200, 68307 Mannheim, Germany
CE marking	CE0102
ATEX marking	Zone 20/21: Ⓜ II 1D Ex ia IIIC T 135°C Da
Directive conformity	2014/34/EU
Standards	EN 60079-0:2012+A11:2013 EN 60079-11:2012 EN 60079-28:2007
Effective internal capacitance C_i	max. 1200 nF
Effective internal inductance L_i	negligibly small
General	The apparatus must be operated in accordance with the data provided in the datasheet and this operating instruction. In particular, the maximum rated voltage and the temperature range must be adhered to. The special conditions must be adhered to! The EU-type examination certificate has to be observed.
Ambient temperature	$-25 \dots 70 \text{ }^\circ\text{C}$ ($-13 \dots 158 \text{ }^\circ\text{F}$)
Installation, commissioning	The associated apparatus must, as a minimum, fulfill the requirements for degree of protection ia and for Groups II or III, as appropriate for the operating conditions. Due to the possible risk of ignition that can occur as a result of faults and/or transient currents in the equipotential bonding system, galvanic isolation in the supply and signal current circuit is preferred. Associated apparatus without galvanic isolation may only be used if the appropriate requirements as set out in IEC 60079-14 are met. This certificate does not guarantee that the components installed in the partition isolate the zones completely from one another. Appropriate measures must be taken when the partition is set up to ensure the zones are completely isolated.

Release date: 2023-09-07 Date of issue: 2023-09-07 Filename: 106541_eng.pdf

Refer to "General Notes Relating to Pepperl+Fuchs Product Information".

Pepperl+Fuchs Group
www.pepperl-fuchs.comUSA: +1 330 486 0001
fa-info@us.pepperl-fuchs.comGermany: +49 621 776 1111
fa-info@de.pepperl-fuchs.comSingapore: +65 6779 9091
fa-info@sg.pepperl-fuchs.com

PEPPERL+FUCHS

Technical Data

Maintenance	No modifications must be undertaken on apparatus, which is operated in hazardous areas. Repairs to such apparatus are not permissible.
Special conditions	
Protection against dangerous electrostatic charging	The device must be installed such that electrostatic discharges can be avoided. If the device is installed in accordance with the instructions provided by the manufacturer, no dangerous electrostatic charge is to be expected given the properties of the device.
Protection from mechanical danger	When used in the temperature range below -20 °C the sensor should be protected from knocks by the provision of an additional housing.
Degree of protection required when installing connecting components	IP20 according to IEC 60529:2001
Other conditions	Refer to the relevant EC type examination certificate to see the relationship between the connected circuit type, the maximum permitted ambient temperature and the surface temperature class. In applications where high levels of charge are expected (e.g. electrostatic paint, foil manufacture, dust extraction, mechanical friction), structural measures must be taken to limit the surface area of the plastic housing exposed to this charge to approximately 15 cm ² in order to avoid propagating brush discharge. When setting up a partition between different zones, appropriate measures must be taken to ensure that the components installed in the partition isolate the zones completely from one another.
IECEx G	
Certificate number	IECEx PTB 12.0060 X
Applicant	Pepperl+Fuchs GmbH, Lilienthalstrasse 200, 68307 Mannheim, Germany
IECEx marking	Zone 1: Ⓢ II 2G Ex ia op is IIC T6...T1 Gb
Standards	IEC 60079-0:2011 IEC 60079-11:2011 IEC 60079-28:2006
Effective internal capacitance C _i	max. 75 nF
Effective internal inductance L _i	negligibly small
General	The apparatus must be operated in accordance with the data provided in the datasheet and this operating instruction. In particular, the maximum rated voltage and the temperature range must be adhered to. The special conditions must be adhered to! The IECEx certificate must be observed.
Ambient temperature	The temperature ranges, according to temperature class, are given in the EC-Type Examination Certificate.
Installation, commissioning	The associated apparatus must, as a minimum, fulfill the requirements for degree of protection ia and for Groups II or III, as appropriate for the operating conditions. Due to the possible risk of ignition that can occur as a result of faults and/or transient currents in the equipotential bonding system, galvanic isolation in the supply and signal current circuit is preferred. Associated apparatus without galvanic isolation may only be used if the appropriate requirements as set out in IEC 60079-14 are met. The intrinsic safety is only assured in connection with an appropriate related apparatus and according to the proof of intrinsic safety.
Maintenance	No modifications must be undertaken on apparatus, which is operated in hazardous areas. Repairs to such apparatus are not permissible.
Special conditions	
Protection from mechanical danger	When used in the temperature range below -20 °C the sensor should be protected from knocks by the provision of an additional housing.
Degree of protection required when installing connecting components	IP20 according to IEC 60529:2001
Other conditions	Refer to the relevant EC type examination certificate to see the relationship between the connected circuit type, the maximum permitted ambient temperature and the temperature class as well as effective inner reactances.
IECEx D	
Certificate number	IECEx ZLM 12.0005X
Applicant	Pepperl+Fuchs GmbH, Lilienthalstrasse 200, 68307 Mannheim, Germany
IECEx marking	Ex ia IIIC T135°C Da
Standards	IEC 60079-0:2011 IEC 60079-11:2011
Effective internal capacitance C _i	max. 1200 nF
Effective internal inductance L _i	negligibly small
General	The apparatus must be operated in accordance with the data provided in the datasheet and this operating instruction. In particular, the maximum rated voltage and the temperature range must be adhered to. The special conditions must be adhered to! The IECEx certificate must be observed.
Ambient temperature	-25 ... 70 °C (-13 ... 158 °F)

Release date: 2023-09-07 Date of issue: 2023-09-07 Filename: 106541_eng.pdf

Refer to "General Notes Relating to Pepperl+Fuchs Product Information".

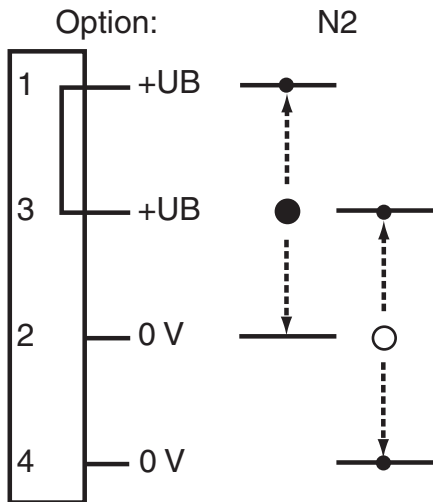
Pepperl+Fuchs Group
www.pepperl-fuchs.comUSA: +1 330 486 0001
fa-info@us.pepperl-fuchs.comGermany: +49 621 776 1111
fa-info@de.pepperl-fuchs.comSingapore: +65 6779 9091
fa-info@sg.pepperl-fuchs.com

PEPPERL+FUCHS

Technical Data

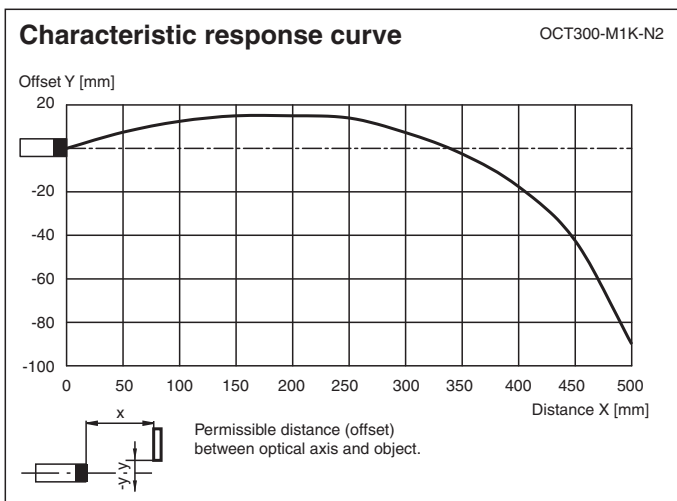
Installation, commissioning	The associated apparatus must, as a minimum, fulfill the requirements for degree of protection ia and for Groups II or III, as appropriate for the operating conditions. Due to the possible risk of ignition that can occur as a result of faults and/or transient currents in the equipotential bonding system, galvanic isolation in the supply and signal current circuit is preferred. Associated apparatus without galvanic isolation may only be used if the appropriate requirements as set out in IEC 60079-14 are met. This certificate does not guarantee that the components installed in the partition isolate the zones completely from one another. Appropriate measures must be taken when the partition is set up to ensure the zones are completely isolated.
Maintenance	No modifications must be undertaken on apparatus, which is operated in hazardous areas. Repairs to such apparatus are not permissible.
Special conditions	
Protection against dangerous electrostatic charging	The device must be installed such that electrostatic discharges can be avoided. If the device is installed in accordance with the instructions provided by the manufacturer, no dangerous electrostatic charge is to be expected given the properties of the device.
Protection from mechanical danger	When used in the temperature range below -20 °C the sensor should be protected from knocks by the provision of an additional housing.
Degree of protection required when installing connecting components	IP20 according to IEC 60529:2001
Other conditions	When setting up a partition between different zones, appropriate measures must be taken to ensure that the components installed in the partition isolate the zones completely from one another.

Connection Assignment



○ = Light on
● = Dark on

Characteristic Curve



Release date: 2023-09-07 Date of issue: 2023-09-07 Filename: 106541_eng.pdf

Refer to "General Notes Relating to Pepperl+Fuchs Product Information".

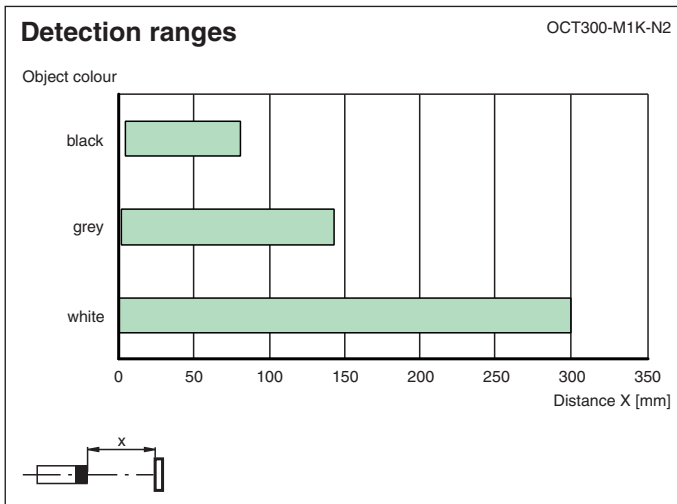
Pepperl+Fuchs Group
www.pepperl-fuchs.com

USA: +1 330 486 0001
fa-info@us.pepperl-fuchs.com

Germany: +49 621 776 1111
fa-info@de.pepperl-fuchs.com

Singapore: +65 6779 9091
fa-info@sg.pepperl-fuchs.com

Characteristic Curve



Release date: 2023-09-07 Date of issue: 2023-09-07 Filename: 106541_eng.pdf

Refer to "General Notes Relating to Pepperl+Fuchs Product Information".

Pepperl+Fuchs Group
www.pepperl-fuchs.com

USA: +1 330 486 0001
fa-info@us.pepperl-fuchs.com

Germany: +49 621 776 1111
fa-info@de.pepperl-fuchs.com

Singapore: +65 6779 9091
fa-info@sg.pepperl-fuchs.com

Safety Information

Safety Instructions:

- Read the operating instructions before commissioning
- Installation, connection and adjustments should only be undertaken by qualified personnel
- No safety component according to EU Machinery Directive, may not be used for personal protection or EMERGENCY STOP function.

Release date: 2023-09-07 Date of issue: 2023-09-07 Filename: 106541_eng.pdf

Refer to "General Notes Relating to Pepperl+Fuchs Product Information".

Pepperl+Fuchs Group
www.pepperl-fuchs.com

USA: +1 330 486 0001
fa-info@us.pepperl-fuchs.com

Germany: +49 621 776 1111
fa-info@de.pepperl-fuchs.com

Singapore: +65 6779 9091
fa-info@sg.pepperl-fuchs.com

 **PEPPERL+FUCHS**