

Ultrasonic sensor

UC1000-18GS-2EP-IO-V15



- IO-Link Interface for process data, parameterization and diagnosis
- Programmable via DTM with PACTWARE
- Programmable via IrDA (infrared interface)
- Selectable sound lobe width
- Synchronization options
- Enhanced temperature compensation adjustable, stable measuring values already 2 min after switching on
- 2 Push-pull outputs

Single head system

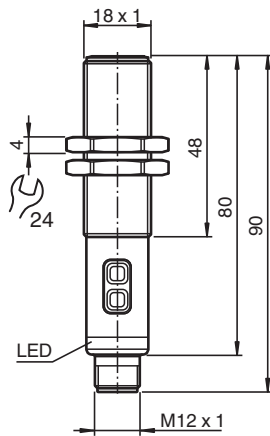


Function

The UC*-18GS*IO* series ultrasonic sensor combines versatility with a compact housing. All functions can be conveniently parameterized via IO-Link or IrDa interface.

A precise interference suppression and the adjustable sound beam width allow an optimal adaptation to your application. The output configuration as well as the sound beam width can also be set directly on the sensor via programming buttons. Process and service data can be transmitted via IO-Link, allowing easy integration into Industry 4.0 applications.

Dimensions



Technical Data

General specifications

Sensing range	70 ... 1000 mm
Adjustment range	90 ... 1000 mm
Dead band	0 ... 70 mm
Standard target plate	100 mm x 100 mm
Transducer frequency	approx. 255 kHz
Response delay	minimum : 28 ms factory setting: 56 ms
Sensor cycle time	≥ 14 ms (factory setting) ; programmable to 60 s

Release date: 2022-12-13 Date of issue: 2022-12-13 Filename: 304928-100002_eng.pdf

Refer to "General Notes Relating to Pepperl+Fuchs Product Information".

Pepperl+Fuchs Group
www.pepperl-fuchs.com

USA: +1 330 486 0001
fa-info@us.pepperl-fuchs.com

Germany: +49 621 776 1111
fa-info@de.pepperl-fuchs.com

Singapore: +65 6779 9091
fa-info@sg.pepperl-fuchs.com

PEPPERL+FUCHS

Technical Data

Temperature influence		with temperature compensation: $\leq \pm 0.75\%$ of the end value 10 min after switching on the sensor (factory setting) with enhanced temperature compensation: $\leq \pm 0.75\%$ of the end value 2 min after switching on the sensor without temperature compensation: 0.17 %/K
Memory		
Non-volatile memory		EEPROM
Write cycles		300000
Indicators/operating means		
LED green		solid: power on flashing: standby mode or IO-Link communication
LED yellow		solid: object in evaluation range flashing: switch point programming, object detected
LED red		solid: error flashing: switch point programming, object not detected
Electrical specifications		
Operating voltage	U_B	10 ... 30 V DC , ripple 10 % _{SS}
No-load supply current	I_0	≤ 50 mA
Power consumption	P_0	≤ 700 mW
Time delay before availability	t_v	≤ 300 ms
Interface 1		
Interface type		IO-Link (via C/Q = Pin 4)
IO-Link revision		1.1
Device profile		Smart Sensor Profile 2
Process data width		32 bit
Device ID		0x300603 (3147267)
Transfer rate		COM2 (38.4 kBit/s)
Min. cycle time		3 ms
SIO mode support		yes
Compatible master port type		Class A Class B (use 3-pole adapter or 3-wire cable)
Interface 2		
Interface type		IrDA (infrared interface)
Mode		point-to-point connection
Transfer rate		115.2 kBit/s
Maximum communication distance		5 cm
Input/Output		
Input/output type		1 synchronization connection, bidirectional
0 Level		0 ... 1 V
1 Level		2.5 V ... U_B
Input impedance		> 22 k Ω
Output rated operating current		current source < 2.5 mA
Pulse length		≥ 1 ms with external control, low active
Synchronization frequency		
Common mode operation		≤ 71 Hz
Multiplex operation		≤ 71 Hz / n , n = number of sensors , n ≤ 10
Switching output		
Output type		2 push-pull (4 in 1) outputs, short-circuit protected, reverse polarity protected
Rated operating current	I_e	100 mA , short-circuit/overload protected
Switching frequency		factory setting: 10 Hz programmable to 23 Hz
Voltage drop		≤ 2.5 V
Repeat accuracy		$\leq \pm 0.1$ % of full-scale value
Range hysteresis		1 % of the adjusted operating range (default settings), programmable , min. 1 mm
Off-state current		≤ 100 μ A
Compliance with standards and directives		

Release date: 2022-12-13 Date of issue: 2022-12-13 Filename: 304928-100002_eng.pdf

Refer to "General Notes Relating to Pepperl+Fuchs Product Information".

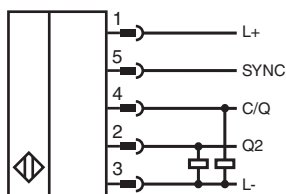
Pepperl+Fuchs Group
www.pepperl-fuchs.comUSA: +1 330 486 0001
fa-info@us.pepperl-fuchs.comGermany: +49 621 776 1111
fa-info@de.pepperl-fuchs.comSingapore: +65 6779 9091
fa-info@sg.pepperl-fuchs.com

PEPPERL+FUCHS

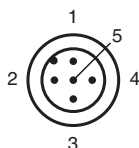
Technical Data

Standard conformity	
Standards	EN IEC 60947-5-2:2020 IEC 60947-5-2:2019 IEC 61131-9:2013
Approvals and certificates	
UL approval	cULus Listed, Class 2 Power Source
CCC approval	CCC approval / marking not required for products rated ≤36 V
Ambient conditions	
Ambient temperature	-25 ... 70 °C (-13 ... 158 °F)
Storage temperature	-40 ... 85 °C (-40 ... 185 °F)
Mechanical specifications	
Connection type	Connector plug M12 x 1 , 5-pin
Housing diameter	18 mm
Degree of protection	IP67
Material	
Housing	stainless steel (1.4305 / AISI 303)>BR>PA, PC, POM and PBT plastic parts
Transducer	epoxy resin/hollow glass sphere mixture; polyurethane foam
Installation position	any position
Mass	45 g
Tightening torque, fastening screws	max. 30 Nm
Factory settings	
Output 1	near switch point: 90 mm far switch point: 1000 mm output function: Window mode output behavior: NO contact
Output 2	near switch point: 90 mm far switch point: 500 mm output function: Window mode output behavior: NO contact
Beam width	wide

Connection



Connection Assignment



Release date: 2022-12-13 Date of issue: 2022-12-13 Filename: 304928-100002_eng.pdf

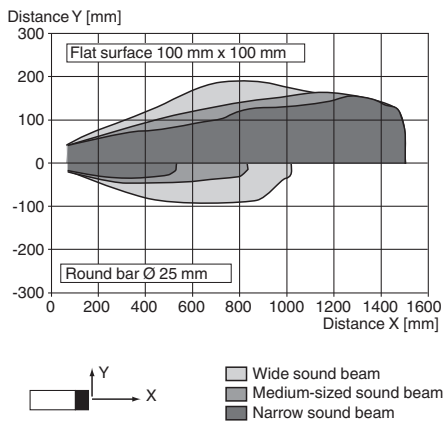
Connection Assignment

Wire colors in accordance with EN 60947-5-2

1	BN	(brown)
2	WH	(white)
3	BU	(blue)
4	BK	(black)
5	GY	(gray)

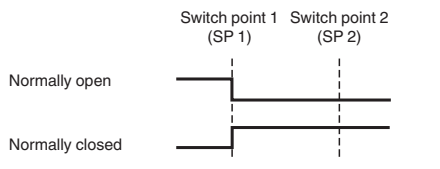
Characteristic Curve

Characteristic response curve

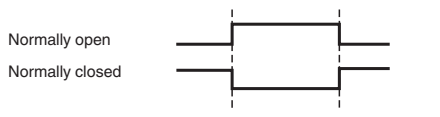


Switching output modes

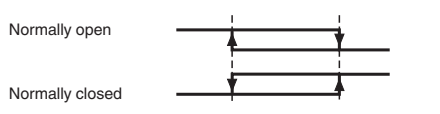
1. Switch point mode



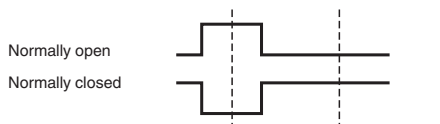
2. Window mode



3. Hysteresis mode



4. Retroreflective mode




















Accessories

	UC-PROG-IR-USB	Interface cable for parameterization of sensors with IrDA interface
	V1-G-2M-PVC-V1-G	Cordset M12 socket straight to M12 plug straight A-coded, 4-pin, PVC cable grey

Release date: 2022-12-13 Date of issue: 2022-12-13 Filename: 304928-100002_eng.pdf

Refer to "General Notes Relating to Pepperl+Fuchs Product Information".

Accessories

	V15-G-2M-PVC	Female cordset single-ended M12 straight A-coded, 5-pin, PVC cable grey
	V15-W-2M-PUR	Female cordset single-ended M12 angled A-coded, 5-pin, PUR cable grey
	BF 18	Mounting flange, 18 mm
	BF 18-F	Plastic mounting adapter, 18 mm
	AB-18	Mounting aid
	OMH-04	Mounting aid for round steel ø 12 mm or sheet 1.5 mm ... 3 mm
	BF 5-30	Universal mounting bracket for cylindrical sensors with a diameter of 5 ... 30 mm
	UVW90-K18	Ultrasonic -deflector
	ICE2-8IOL-G65L-V1D	EtherNet/IP IO-Link master with 8 inputs/outputs
	ICE3-8IOL-G65L-V1D	PROFINET IO IO-Link master with 8 inputs/outputs
	ICE2-8IOL-K45S-RJ45	EtherNet/IP IO-Link master with 8 inputs/outputs, DIN rail, screw terminal
	ICE3-8IOL-K45P-RJ45	PROFINET IO IO-Link master with 8 inputs/outputs, DIN rail, push-in terminals
	ICE3-8IOL-K45S-RJ45	PROFINET IO IO-Link master with 8 inputs/outputs, DIN rail, screw terminal
	IO-Link-Master02-USB	IO-Link master, supply via USB port or separate power supply, LED indicators, M12 plug for sensor connection
	ICE1-8IOL-G30L-V1D	Ethernet IO-Link module with 8 inputs/outputs
	ICE1-8IOL-G60L-V1D	Ethernet IO-Link module with 8 inputs/outputs
	ICE2-8IOL-K45P-RJ45	EtherNet/IP IO-Link master with 8 inputs/outputs, DIN rail, push-in connectors

Release date: 2022-12-13 Date of issue: 2022-12-13 Filename: 304928-100002_eng.pdf

Function

Adjustment possibilities

The sensor features 2 switching outputs with each 2 programmable switch points. Programming the switch points, the output mode, the output logic and the beam width can be done in two different ways:

- Using the sensor's programming buttons
- Using the IO-link interface of the sensor. This method requires an IO-link master (e.g. IO-link-Master02-USB) and the associated software. The download link is available on the product page for the sensor at www.pepperl-fuchs.com.

Synchronization

The sensor features a synchronization input for suppressing ultrasonic mutual interference („cross talk“).

The following synchronization modes are available:

1. Automatic multiplex mode.
2. Automatic common mode
3. Externally controlled synchronization

Further Documentation

- For information on programming via programming buttons and synchronisation you may refer to the commissioning instruction.
- For detailed information on application and programming via IO-Link we provide a manual.