



Triangulation sensor (BGS) OBT60-R101-2P1-IO-IR



- Miniature design with versatile mounting options
- Best background suppressor in its class
- Precision object detection, almost irrespective of the color
- Extended temperature range
-40 °C ... 60 °C
- High degree of protection IP69K
- IO-Link interface for service and process data

Triangulation sensor with background suppression



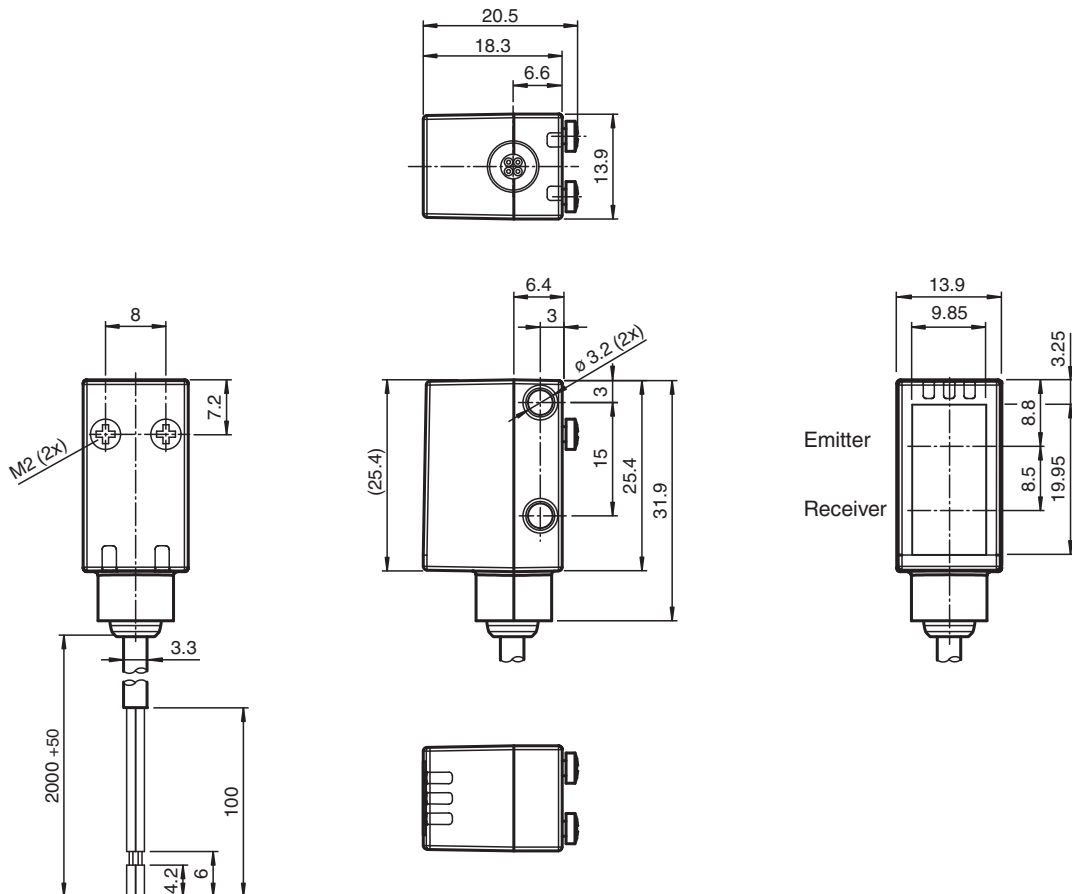
Function

The miniature optical sensors are the first devices of their kind to offer an end-to-end solution in a small single standard design — from thru-beam sensor through to a distance measurement device. As a result of this design, the sensors are able to perform practically all standard automation tasks.

The DuraBeam laser sensors are durable and can be used in the same way as a standard sensor.

The use of Multi Pixel Technology gives the standard sensors a high level of flexibility and enables them to adapt more effectively to their operating environment.

Dimensions



Release date: 2023-04-05 Date of issue: 2023-04-05 Filename: 267075-100516_eng.pdf

Refer to "General Notes Relating to Pepperl+Fuchs Product Information".

Pepperl+Fuchs Group
www.pepperl-fuchs.com

USA: +1 330 486 0001
fa-info@us.pepperl-fuchs.com

Germany: +49 621 776 1111
fa-info@de.pepperl-fuchs.com

Singapore: +65 6779 9091
fa-info@sg.pepperl-fuchs.com

PF PEPPERL+FUCHS

Technical Data

| General specifications | | |
|--------------------------------------|----------------|---|
| Detection range | | 10 ... 60 mm |
| Detection range max. | | 10 ... 80 mm |
| Background suppression | | starts from 80 mm |
| Reference target | | standard white, 100 mm x 100 mm |
| Light source | | LED |
| Light type | | modulated infrared light 850 nm |
| LED risk group labelling | | exempt group |
| Black-white difference (6 %/90 %) | | approx. 3 mm |
| Diameter of the light spot | | approx. 4 mm at 60 mm |
| Opening angle | | approx. 5 ° |
| Ambient light limit | | EN 60947-5-2 : 40000 Lux |
| Functional safety related parameters | | |
| MTTF _d | | 600 a |
| Mission Time (T _M) | | 20 a |
| Diagnostic Coverage (DC) | | 0 % |
| Indicators/operating means | | |
| Operation indicator | | LED green: constantly on - power on flashing (4Hz) - short circuit flashing with short break (1 Hz) - IO-Link mode |
| Function indicator | | LED yellow: constantly on - object detected constantly off - object not detected |
| Electrical specifications | | |
| Operating voltage | U _B | 10 ... 30 V DC |
| Ripple | | max. 10 % |
| No-load supply current | I ₀ | < 25 mA at 24 V supply voltage |
| Protection class | | III |
| Interface | | |
| Interface type | | IO-Link (via C/Q = BK) |
| IO-Link revision | | 1.1 |
| Device profile | | Smart Sensor |
| Device ID | | 0x11050B (1115403) |
| Transfer rate | | COM2 (38.4 kBit/s) |
| Min. cycle time | | 2.3 ms |
| Process data width | | Process data input 1 Bit Process data output 2 Bit |
| SIO mode support | | yes |
| Compatible master port type | | A |
| Output | | |
| Switching type | | C/Q - Pin4: NPN normally closed / dark-on, PNP normally open / light-on, IO-Link /Q - Pin2: NPN normally open / light-on, PNP normally closed / dark-on |
| Signal output | | 2 push-pull (4 in 1) outputs, short-circuit protected, reverse polarity protected, overvoltage protected |
| Switching voltage | | max. 30 V DC |
| Switching current | | max. 100 mA , resistive load |
| Usage category | | DC-12 and DC-13 |
| Voltage drop | U _d | ≤ 1.5 V DC |
| Switching frequency | f | 500 Hz |
| Response time | | 1 ms |
| Conformity | | |
| Communication interface | | IEC 61131-9 |
| Product standard | | EN 60947-5-2 |
| Approvals and certificates | | |

Release date: 2023-04-05 Date of issue: 2023-04-05 Filename: 267075-100516_eng.pdf

Refer to "General Notes Relating to Pepperl+Fuchs Product Information".

Pepperl+Fuchs Group
www.pepperl-fuchs.com

USA: +1 330 486 0001
fa-info@us.pepperl-fuchs.com

Germany: +49 621 776 1111
fa-info@de.pepperl-fuchs.com

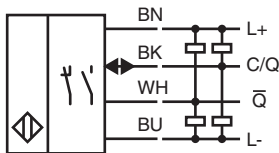
Singapore: +65 6779 9091
fa-info@sg.pepperl-fuchs.com

 PEPPERL+FUCHS

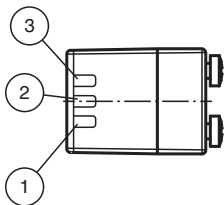
Technical Data

| | |
|----------------------------------|--|
| UL approval | E87056 , cULus Listed , class 2 power supply , type rating 1 |
| Ambient conditions | |
| Ambient temperature | -40 ... 60 °C (-40 ... 140 °F) , fixed cable -25 ... 60 °C (-13 ... 140 °F) , movable cable not appropriate for conveyor chains |
| Storage temperature | -40 ... 70 °C (-40 ... 158 °F) |
| Mechanical specifications | |
| Housing width | 13.9 mm |
| Housing height | 31.9 mm |
| Housing depth | 18.3 mm |
| Degree of protection | IP67 / IP69 / IP69K |
| Connection | 2 m fixed cable |
| Material | |
| Housing | PC (Polycarbonate) |
| Optical face | PMMA |
| Mass | approx. 36 g |
| Cable length | 2 m |

Connection

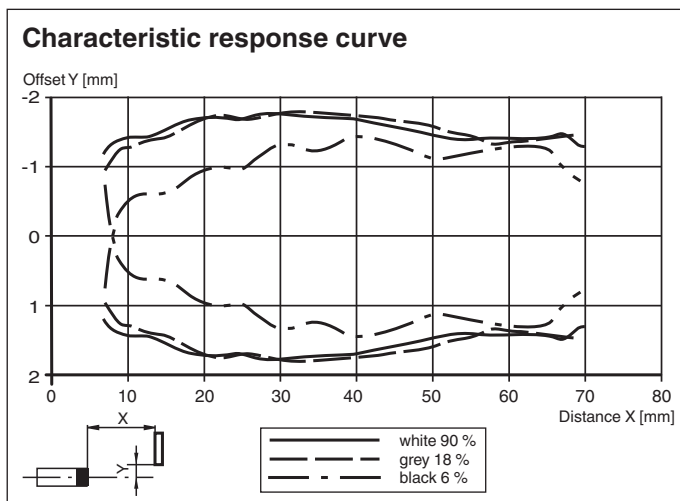


Assembly



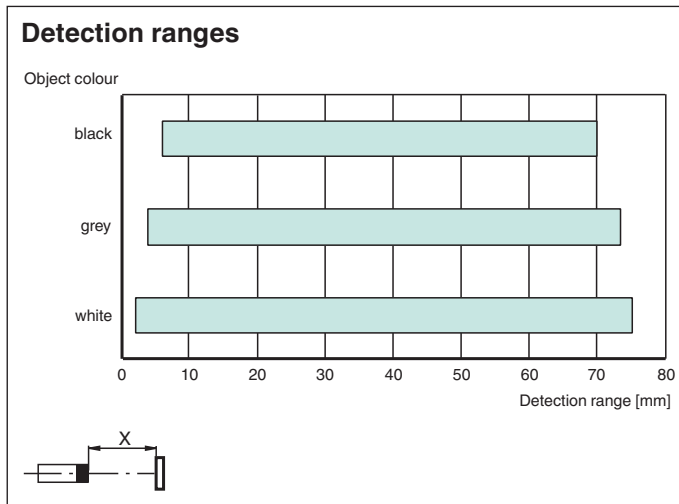
| | |
|---|--------------------------------|
| 1 | Operating indicator / dark on |
| 2 | Signal indicator |
| 3 | Operating indicator / light on |

Characteristic Curve



Release date: 2023-04-05 Date of issue: 2023-04-05 Filename: 267075-100516_eng.pdf

Characteristic Curve



Accessories

| | | |
|--|-----------------------------|--|
| | ICE2-8IOL-G65L-V1D | EtherNet/IP IO-Link master with 8 inputs/outputs |
| | ICE3-8IOL-G65L-V1D | PROFINET IO IO-Link master with 8 inputs/outputs |
| | ICE1-8IOL-G30L-V1D | Ethernet IO-Link module with 8 inputs/outputs |
| | ICE1-8IOL-G60L-V1D | Ethernet IO-Link module with 8 inputs/outputs |
| | ICE2-8IOL-K45P-RJ45 | EtherNet/IP IO-Link master with 8 inputs/outputs, DIN rail, push-in connectors |
| | ICE2-8IOL-K45S-RJ45 | EtherNet/IP IO-Link master with 8 inputs/outputs, DIN rail, screw terminal |
| | ICE3-8IOL-K45P-RJ45 | PROFINET IO IO-Link master with 8 inputs/outputs, DIN rail, push-in terminals |
| | ICE3-8IOL-K45S-RJ45 | PROFINET IO IO-Link master with 8 inputs/outputs, DIN rail, screw terminal |
| | IO-Link-Master02-USB | IO-Link master, supply via USB port or separate power supply, LED indicators, M12 plug for sensor connection |

Release date: 2023-04-05 Date of issue: 2023-04-05 Filename: 267075-100516_eng.pdf