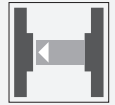




Thru-beam sensor

LD28/LV28-Z-F1/47/76a/82b/116



- Universal series with highly versatile fields of use
- Resistant against noise: reliable operation under all conditions
- Highly visible LED as alignment aid in receiver optics
- Programmable time function GAN, GAB, IAB as well as GAN-IAB and GAN-GAB as double function
- Emitter with test input
- Version with red light

Universal thru-beam sensor, large housing design, 30 m detection range, red light, 25 kHz transmission frequency, light/dark on, DC version, 2 PNP outputs, timer function, test input, pre-fault output, terminal compartment



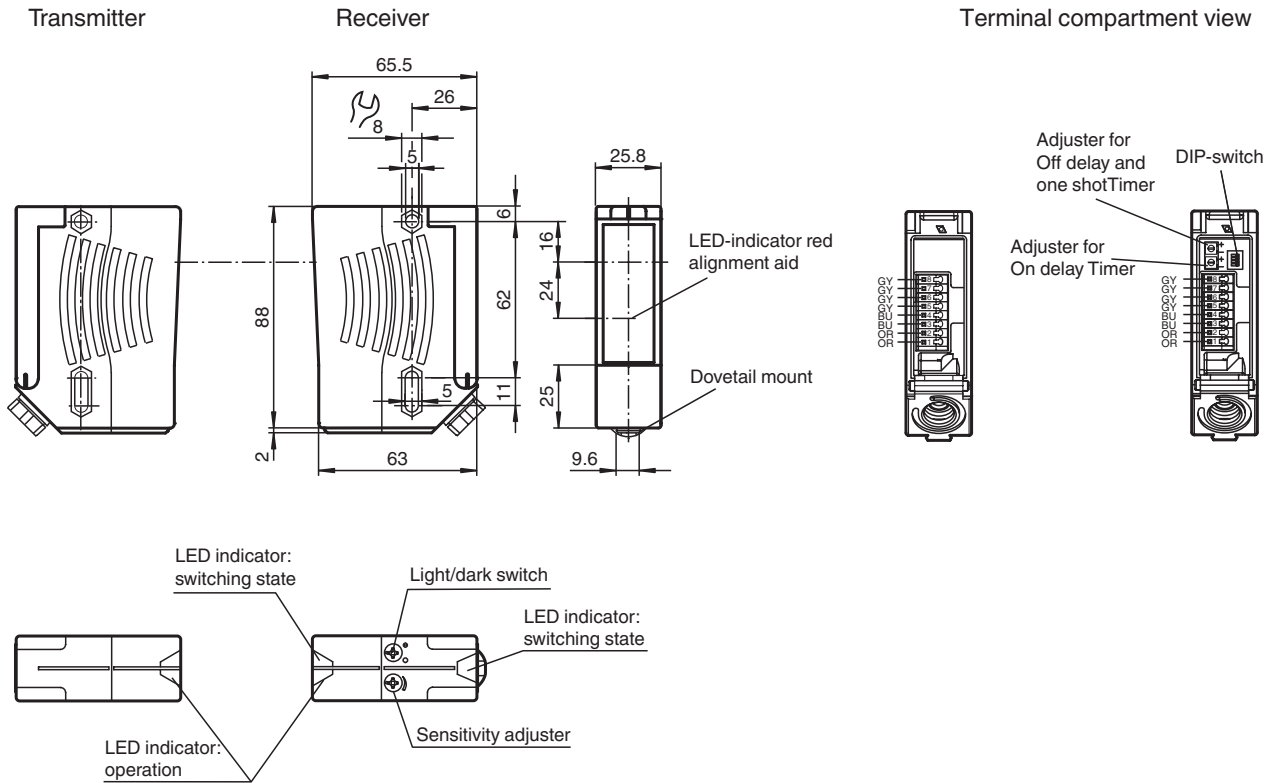
Function

The series 28 family of sensors can be universally used. It has a large range of models that allows it to be integrated into any automation environment. The sensors are contained in sturdy water resistant plastic housings with multiple fastening options and scratch resistant optical cover. Features such as a timer function, and functions including a light/dark switch, sensitivity adjuster and highly visible status LEDs make for less effort on the part of the user and streamline installation, setup and operation. Just about any task associated with positioning, moving, conveying and monitoring can be accomplished with these sensors.

Application

- Object tracking in material handling, and the packaging sector
- Material flow monitoring
- Bin occupancy check in storage technology
- Fine positioning in high-bay warehouses
- Presence and height monitoring on pallet conveyors
- Single-beam protection for automatic industrial gates and elevator doors
- Protection at automatic gates

Dimensions



Technical Data

System components	
Emitter	LD28-F1/76a/116
Receiver	LV28-Z-F1/47/82b/116
General specifications	
Effective detection range	0 ... 30 m
Threshold detection range	40 m
Light source	LED
Light type	modulated visible red light , 660 nm
Alignment aid	LED red (in receiver lens) illuminated constantly: beam is interrupted, flashes: reaching switching point, off: sufficient stability control
Transmitter frequency	F1 = 25 kHz
Diameter of the light spot	approx. 0.6 m at 30 m
Opening angle	Emitter 1.2° Receiver 5°
Ambient light limit	50000 Lux
Functional safety related parameters	
MTTF _d	620 a
Mission Time (T _M)	20 a
Diagnostic Coverage (DC)	90 %
Indicators/operating means	
Operation indicator	LED green

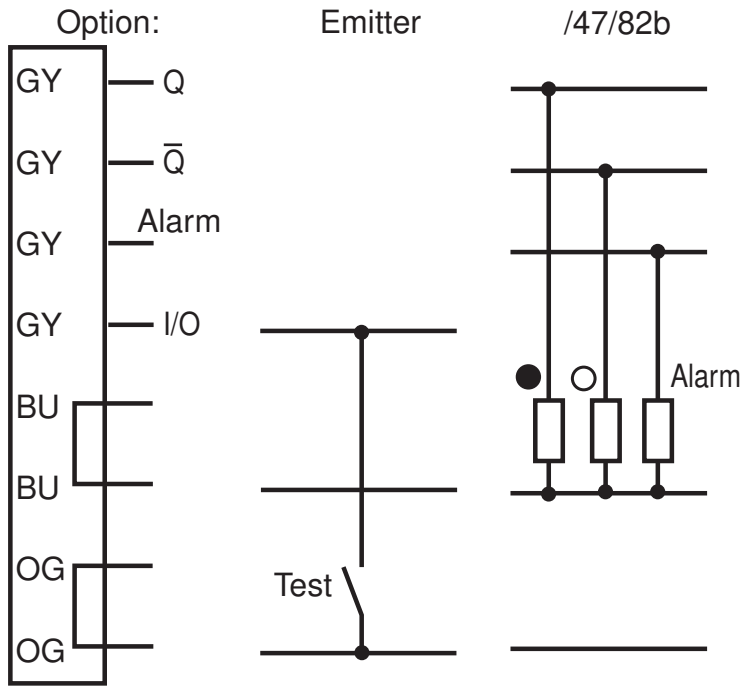
Release date: 2023-04-04 Date of issue: 2023-04-04 Filename: 116624_eng.pdf

Refer to "General Notes Relating to Pepperl+Fuchs Product Information".

Technical Data

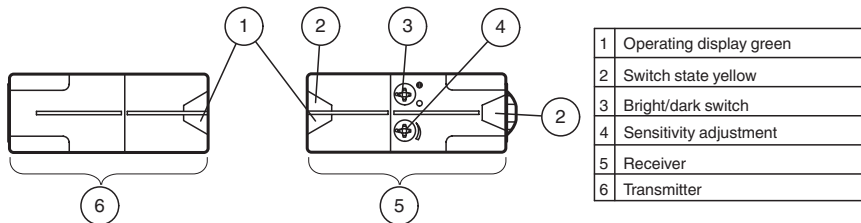
Function indicator		LED yellow: 1. LED lit constantly: signal > 2 x switching point (function reserve) 2. LED flashes: signal between 1 x switching point and 2 x switching point 3. LED off: signal < switching point
Control elements		sensitivity adjustment (Adjustment to < 25% of the effective operating range) , Light-on/dark-on changeover switch
Electrical specifications		
Operating voltage	U_B	10 ... 30 V DC
Ripple		10 %
No-load supply current	I_0	Emitter: ≤ 50 mA Receiver: ≤ 35 mA
Input		
Test input		emitter deactivation at + U_B ($I_{max.} < 3$ mA at 30 V DC)
Output		
Stability alarm output		1 PNP transistor, short-circuit protected, protected from reverse polarity, open collector, $U_{max} = 30$ V DC, $I_{max} = 0.2$ A The output becomes inactive if the signal level has fallen below the function reserve for approx. 10 s (yellow and red LEDs flash). If the light beam is interrupted four times during this period, the output immediately becomes inactive.
Switching type		light/dark on, switchable
Signal output		2 PNP, complementary, short-circuit protected, reverse polarity protected , open collectors
Switching voltage		max. 30 V DC
Switching current		max. 200 mA
Switching frequency	f	1000 Hz
Response time		0.5 ms
Timer function		ON delay (GAN), OFF delay (GAB), one shot (IAB), ON delay-one shot (GAN-IAB), ON delay-OFF delay (GAN-GAB), programmable adjustment interval 0.02 s ... 1 s
Conformity		
Product standard		EN 60947-5-2
Approvals and certificates		
Protection class		II, rated insulation voltage ≤ 250 V AC with pollution degree 1-2 according to IEC 60664-1 Output circuit basis insulation of input circuit according to EN 50178, rated insulation voltage 250 V AC Caution! The protection class 2 is only valid when the terminal compartment is closed.
UL approval		cULus Listed , Class 2 power source
CCC approval		CCC approval / marking not required for products rated ≤36 V
Ambient conditions		
Ambient temperature		-40 ... 60 °C (-40 ... 140 °F)
Storage temperature		-40 ... 75 °C (-40 ... 167 °F)
Mechanical specifications		
Housing width		25.8 mm
Housing height		88 mm
Housing depth		65.5 mm
Degree of protection		IP67
Connection		terminal compartment with 8 spring-loaded terminals for wire cross section 0.5 ... 1.5 mm ² , Insulation stripping 7.5 ... 8.5 mm , M16 x 1.5 cable gland
Material		
Housing		Plastic ABS
Optical face		Plastic pane
Mass		200 g (emitter and receiver)

Connection Assignment

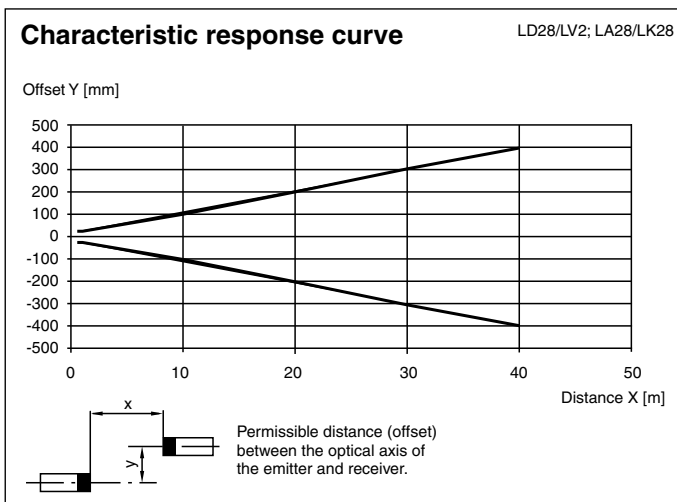


○ = Light on
● = Dark on

Assembly



Characteristic Curve



Release date: 2023-04-04 Date of issue: 2023-04-04 Filename: 116624_eng.pdf

Refer to "General Notes Relating to Pepperl+Fuchs Product Information".

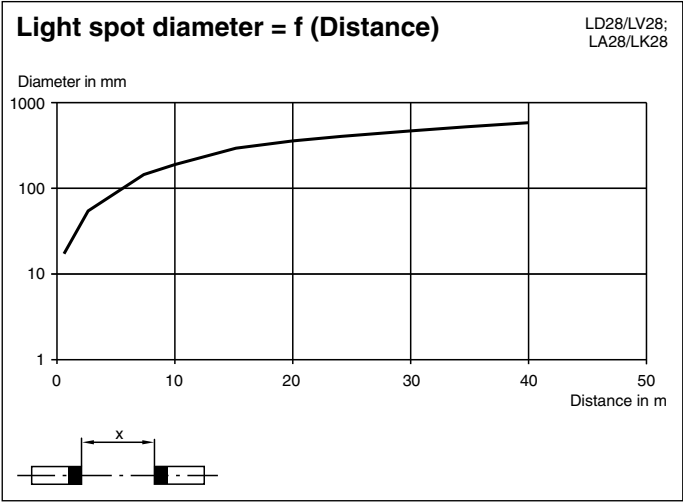
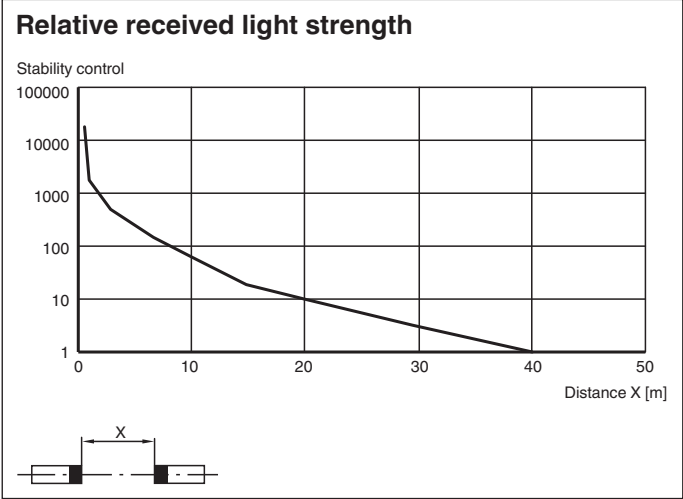
Pepperl+Fuchs Group
www.pepperl-fuchs.com

USA: +1 330 486 0001
fa-info@us.pepperl-fuchs.com

Germany: +49 621 776 1111
fa-info@de.pepperl-fuchs.com

Singapore: +65 6779 9091
fa-info@sg.pepperl-fuchs.com

Characteristic Curve

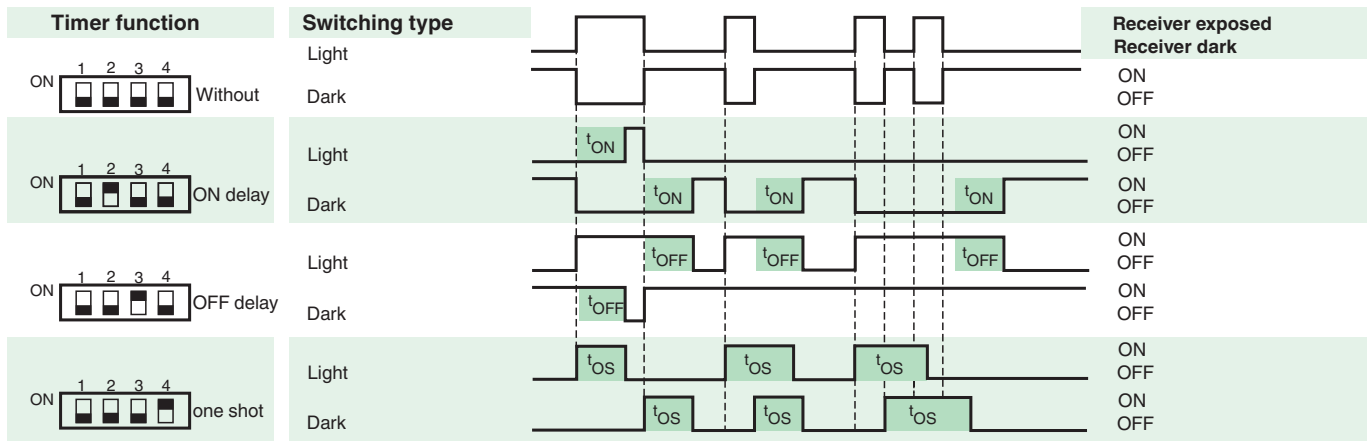


Accessories

	OMH-05	Mounting aid for round steel \varnothing 12 mm or sheet 1.5 mm ... 3 mm
	OMH-21	Mounting bracket: mounting aid for sensors in the RL* series
	OMH-22	Mounting aid for RL* series
	OMH-RLK29	Mounting bracket
	OMH-RLK29-HW	Mounting bracket for rear wall mounting
	OMH-RL28-C	Weld slag cover model

Release date: 2023-04-04 Date of issue: 2023-04-04 Filename: 116624_eng.pdf

Timer functions



Time t_{ON} , t_{OFF} and t_{OS} are adjustable from 0.02 to 1 seconds.
 The Light-/Dark-Switch (Left, outer switch) is shown in the "Dark ON" position.

Type	Description	Notes
-Z	OFF delay timer	Adjustable time interval (0.02 s - 1 s)
	one shot timer	
	ON delay timer	
	ON delay timer / OFF delay timer	
	ON delay timer / one shot timer	