



Distance sensor (PRT)

OMD8000-R300-Y70105385



- Extremely long detection range paves the way for new applications
- Pulse Ranging Technology (PRT)
- Analog output 4 ... 20 mA
- Visible light source for easy alignment
- Minimal black-white difference
- Absolutely reliable background suppression

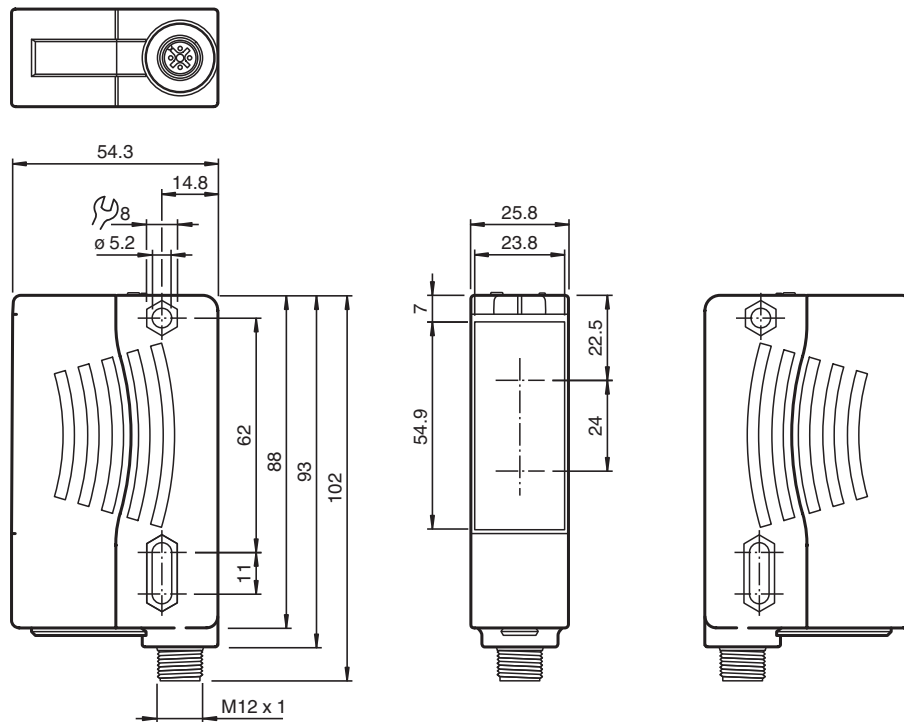
Distance sensor (PRT)



Function

The sensors in the R300 series represent a versatile product line and adopt various functional principles. All sensors operate using proven Pulse Ranging Technology (PRT) and are characterized by high sensing ranges and detection ranges. Contained within the compact housing of the 28 series of light barriers, the R300 offers all of the properties of PRT such as maximum reliability when detecting objects and immunity against ambient light and cross-talk. To achieve this, the sensors in the R300 series make use of a number of different kinds of measurement data. What's more, the sensors are equipped with red light that is safe for the human eye as standard, making it easier to align the devices, even across expansive work areas. These features, combined with an innovative and intuitive operating concept, provide solutions for conventional automation tasks delivering the highest level of performance.

Dimensions



Technical Data

General specifications

Detection range	0.05 ... 2.8 m
Reference target	Kodak white (90%)
Light type	modulated visible red light
Laser nominal ratings	
Note	LASER LIGHT , DO NOT VIEW DIRECTLY WITH OPTICAL INSTRUMENTS
Laser class	1M
Wave length	660 nm
Beam divergence	< 25 mrad
Pulse length	4 ns
Repetition rate	250 kHz
max. pulse energy	< 2.4 nJ
Black-white difference (6 %/90 %)	< 0.5 %
Angle deviation	max. $\pm 2^\circ$
Measuring method	Pulse Ranging Technology (PRT)
Diameter of the light spot	typ. vertically 60 mm , typ. horizontally 30 mm at a distance of 2 m
Ambient light limit	50000 Lux
Resolution	12 bit, however > 0.5 mm

Functional safety related parameters

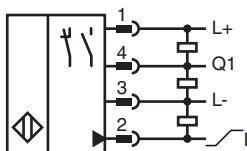
MTTF _d	100 a
Mission Time (T _M)	10 a
Diagnostic Coverage (DC)	0 %

Release date: 2023-03-28 Date of issue: 2023-03-28 Filename: 70105385_eng.pdf

Technical Data

Indicators/operating means		
Operation indicator		LED green
Function indicator		2 LEDs yellow for switching state
Control elements		deactivated
Electrical specifications		
Operating voltage	U_B	10 ... 30 V DC
Ripple		10 % within the supply tolerance
No-load supply current	I_0	≤ 80 mA / 24 V DC
Time delay before availability	t_v	< 0.7 s , for temperatures < -30°C compliance of the specification 5 mins after power on
Output		
Signal output		1 push-pull (4 in 1) output, short-circuit protected, reverse polarity protected, overvoltage protected switch point Q1 A: 50 mm, Q1 B: 1660 mm preset, high-active
Switching voltage		max. 30 V DC
Switching current		max. 100 mA
Measurement output		1 analog output 4 ... 20 mA ; $R_{max} = 470 \Omega$ analog output 50 mm ... 2800 mm (Q2 A: 50 mm, Q2 B: 2800 mm) preset, rising ramp
Switching frequency	f	50 Hz
Response time		5 ms
Conformity		
Product standard		EN 60947-5-2
Laser safety		EN 60825-1:2014
Approvals and certificates		
UL approval		E87056 , cULus Listed , class 2 power supply , type rating 1
FDA approval		IEC 60825-1:2014 Complies with 21 CFR 1040.10 and 1040.11 except for deviations pursuant to Laser Notice No. 50, dated June 24, 2007
Ambient conditions		
Ambient temperature		-40 ... 55 °C (-40 ... 131 °F)
Storage temperature		-40 ... 70 °C (-40 ... 158 °F)
Mechanical specifications		
Housing width		25.8 mm
Housing height		88 mm
Housing depth		54.3 mm
Degree of protection		IP67
Connection		4-pin, M12 x 1 connector
Material		
Housing		Plastic ABS
Optical face		PMMA
Mass		90 g

Connection



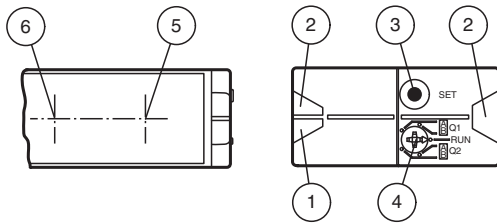
Connection Assignment



Wire colors in accordance with EN 60947-5-2

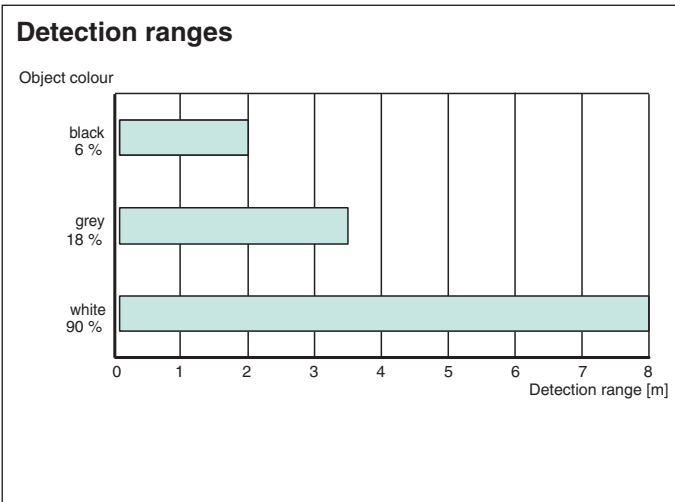
1	BN	(brown)
2	WH	(white)
3	BU	(blue)
4	BK	(black)

Assembly



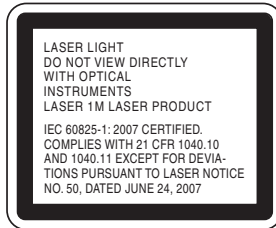
1	Operating indicator	green
2	Signal indicator	yellow
3	Teach-in push button	
4	Mode rotary switch	
5	Emitter	
6	Receiver	

Characteristic Curve



Release date: 2023-03-28 Date of issue: 2023-03-28 Filename: 70105385_eng.pdf

Safety Information



Safety Information










Laser Class 1M Information

The irradiation can lead to irritation especially in a dark environment. Do not point at people!

Caution: laser light, do not observe laser light with optical instruments such as magnifying glasses, microscopes, telescopes or binoculars. Maintenance and repairs should only be carried out by authorized service personnel!

Caution – Use of controls or adjustments or performance of procedures other than those specified herein may result in hazardous radiation exposure.

Accessories

	OMH-05	Mounting aid for round steel \varnothing 12 mm or sheet 1.5 mm ... 3 mm
	OMH-07-01	Mounting aid for round steel \varnothing 12 mm or sheet 1.5 mm ... 3 mm
	OMH-21	Mounting bracket: mounting aid for sensors in the RL* series
	OMH-22	Mounting aid for RL* series
	OMH-VDM28-01	Metal enclosure for inserting protective panes or apertures
	OMH-VDM28-02	Mounting and fine adjustment device for sensors from the 28 series
	OMH-RLK29-HW	Mounting bracket for rear wall mounting
	OMH-K01	dove tail mounting clamp
	OMH-K03	dove tail mounting clamp