



Retroreflective sensor

ML100-55/25/115b/120/154



- No controls
- Miniature design
- Easy to use
- Clearly visible LEDs for Power ON, switching state and weak signal indication
- Very bright, highly visible light spot
- Full metal thread mounting
- Not sensitive to ambient light

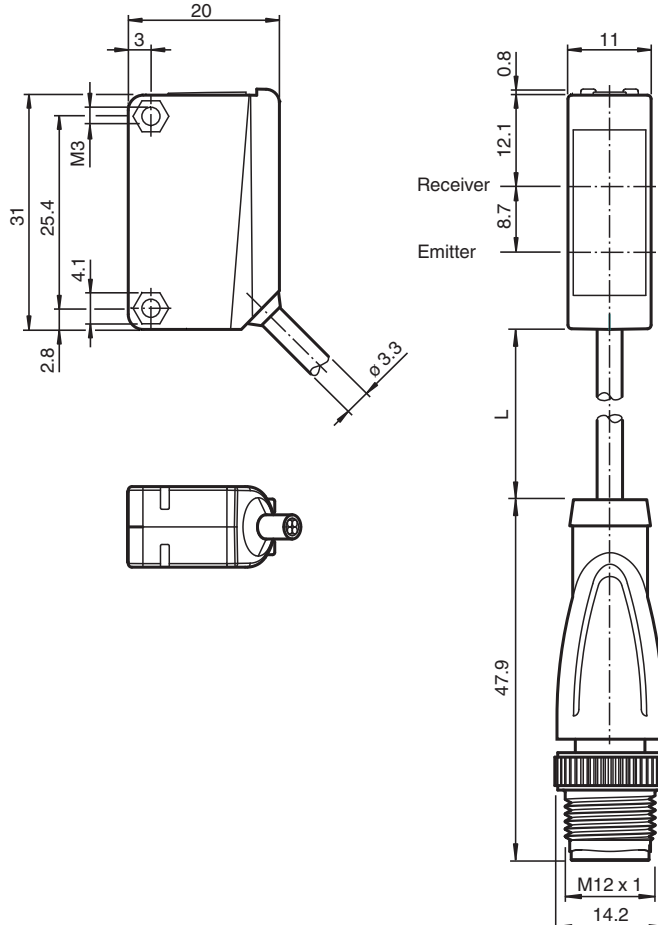
Retroreflective sensor with polarization filter, plastic housing, 5 m detection range, red light, light on, DC version, 2 PNP outputs, no controls, fixed cable with M12 plug



Function

The optical sensors of this series are suitable for both standard and demanding applications. The series features a miniature housing design, two M3 metal-threaded mounting holes and a highly visible LED status indicator. Each device is equipped with a sensitivity adjuster and a light-on/dark-on changeover switch for increased flexibility. A wide variety of versions are available in both infrared light and red light with PowerBeam for easy alignment. Special versions with BlueBeam are suitable for challenging applications like those in the solar and battery industries.

Dimensions



Release date: 2023-03-28 Date of issue: 2023-03-28 Filename: 225588_eng.pdf

Refer to "General Notes Relating to Pepperl+Fuchs Product Information".

Pepperl+Fuchs Group
www.pepperl-fuchs.com

USA: +1 330 486 0001
fa-info@us.pepperl-fuchs.com

Germany: +49 621 776 1111
fa-info@de.pepperl-fuchs.com

Singapore: +65 6779 9091
fa-info@sg.pepperl-fuchs.com

PF PEPPERL+FUCHS

Technical Data

General specifications			
Effective detection range			0 ... 5 m
Reflector distance			0.01 ... 5 m
Threshold detection range			7 m
Reference target			H50 reflector
Light source			LED
Light type			modulated visible red light
Polarization filter			yes
Diameter of the light spot			approx. 500 mm at a distance of 7 m
Opening angle			approx. 4 °
Optical face			frontal
Ambient light limit			EN 60947-5-2:2007+A1:2012
Functional safety related parameters			
MTTF _d			860 a
Mission Time (T _M)			20 a
Diagnostic Coverage (DC)			0 %
Indicators/operating means			
Operation indicator			LED green: power on
Function indicator			LED yellow: lights up when receiving the light beam ; flashes when falling short of the operating reserve; OFF when light beam is interrupted
Electrical specifications			
Operating voltage	U _B		10 ... 30 V DC
Ripple			max. 10 %
No-load supply current	I ₀		< 20 mA
Output			
Switching type			Q - Pin4: PNP normally closed / light-on / Q - Pin2: PNP normally open / dark-on
Signal output			2 PNP outputs, complementary, short-circuit protected, reverse polarity protected, open collector
Switching voltage			max. 30 V DC
Switching current			max. 100 mA , resistive load
Voltage drop	U _d		≤ 1.5 V DC
Switching frequency	f		1000 Hz
Response time			0.5 ms
Conformity			
Product standard			EN 60947-5-2
Approvals and certificates			
UL approval			cULus Listed, Class 2 Power Source or listed Power Supply with a limited voltage output with (maybe integrated) fuse (max. 3.3 A according UL248), Type 1 enclosure
CCC approval			CCC approval / marking not required for products rated ≤36 V
Ambient conditions			
Ambient temperature			-30 ... 60 °C (-22 ... 140 °F)
Storage temperature			-40 ... 70 °C (-40 ... 158 °F)
Mechanical specifications			
Housing width			11 mm
Housing height			31 mm
Housing depth			20 mm
Degree of protection			IP67
Connection			fixed cable with 4-pin, M12 x 1 connector
Material			
Housing			PC (Polycarbonate)
Optical face			PMMA
Cable			
Length	L		300 mm
Mass			approx. 20 g

Release date: 2023-03-28 Date of issue: 2023-03-28 Filename: 225588_eng.pdf

Refer to "General Notes Relating to Pepperl+Fuchs Product Information".

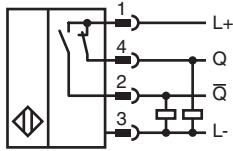
Pepperl+Fuchs Group
www.pepperl-fuchs.comUSA: +1 330 486 0001
fa-info@us.pepperl-fuchs.comGermany: +49 621 776 1111
fa-info@de.pepperl-fuchs.comSingapore: +65 6779 9091
fa-info@sg.pepperl-fuchs.com

PEPPERL+FUCHS

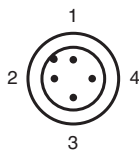
Technical Data

Tightening torque, fastening screws	0.6 Nm
-------------------------------------	--------

Connection



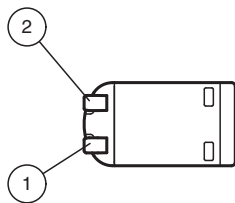
Connection Assignment



Wire colors in accordance with EN 60947-5-2

1	BN	(brown)
2	WH	(white)
3	BU	(blue)
4	BK	(black)

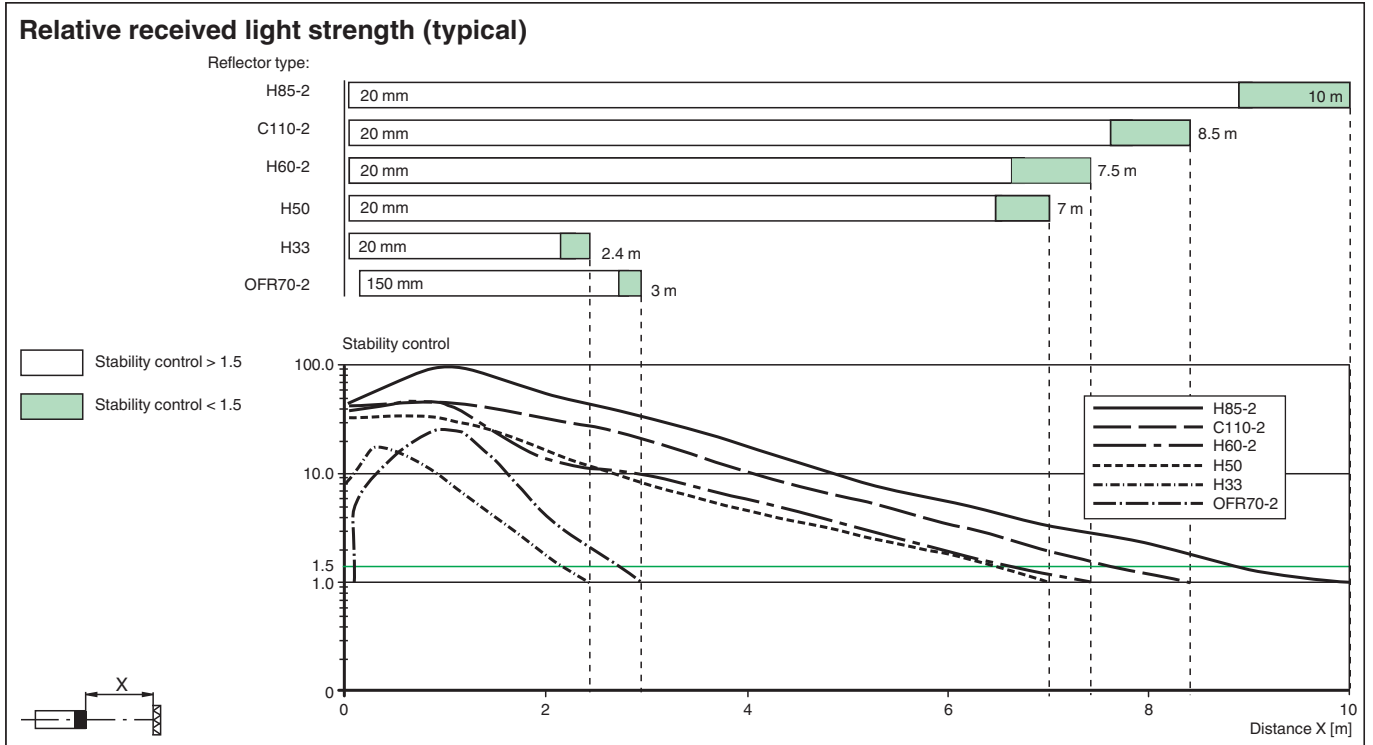
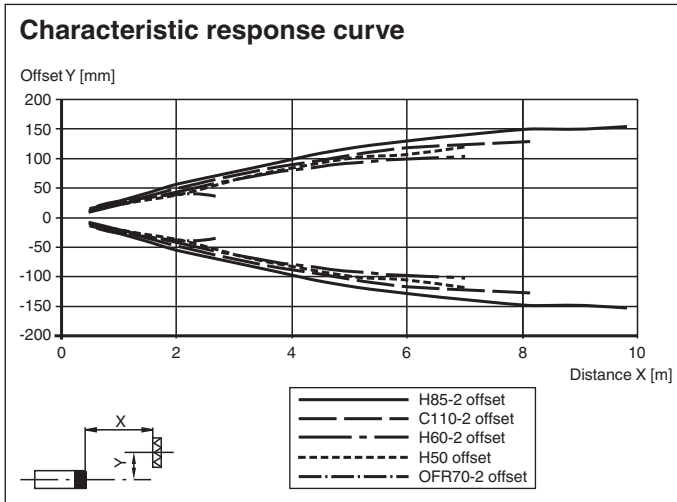
Indication



1	Signal display	yellow
2	Operating display	green

Release date: 2023-03-28 Date of issue: 2023-03-28 Filename: 225588_eng.pdf

Characteristic Curve














Accessories

	OMH-ML100-09	Mounting aid for round steel \varnothing 12 mm or sheet 1.5 mm ... 3 mm
	OMH-F10-ML100	Mounting aid for ML100 series
	OMH-ML100-01	Mounting aid for ML100 series, mounting bracket
	OMH-ML100-02	Mounting aid for ML100 series, mounting bracket
	OMH-ML100-03	Mounting aid for round steel \varnothing 12 mm or sheet 1.5 mm ... 3 mm

Release date: 2023-03-28 Date of issue: 2023-03-28 Filename: 225588_eng.pdf

Refer to "General Notes Relating to Pepperl+Fuchs Product Information".

Accessories

	OMH-ML100-04	Mounting aid for ML100 series, mounting bracket
	OMH-ML100-05	Mounting aid for ML100 series, mounting bracket
	OMH-10	Mounting aid for ML100 series
	REF-C110-2	Reflector, round ø 84 mm, central mounting hole
	REF-H60-2	Reflector with mounting holes
	REF-H33	Reflector with screw fixing
	OFR-70-2	Reflective tape 70 mm x 70 mm
	OMH-ML100-08	Mounting aid for ML100 series, Snap-in
	REF-H85-2	Reflector, rectangular 84.5 mm x 84.5 mm, mounting holes
	REF-H50	Reflector, rectangular 51 mm x 61 mm, mounting holes, fixing strap
	OFR-100/100	Reflective tape 100 mm x 100 mm