

Connector box

CBX800



- Easy scanner connection by means of clamp terminals
- Degree of protection IP65
- Option of upgrading with Profibus, Ethernet and DeviceNet module

Connection module for RS-232 and RS-485 enabled devices

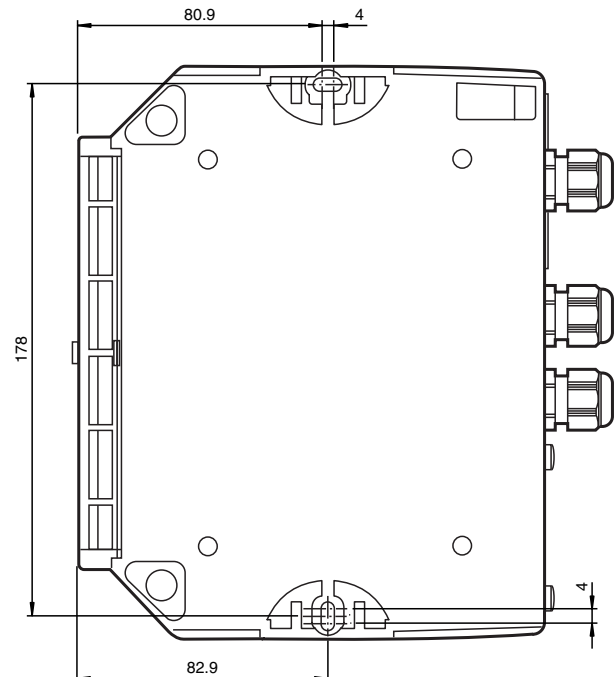
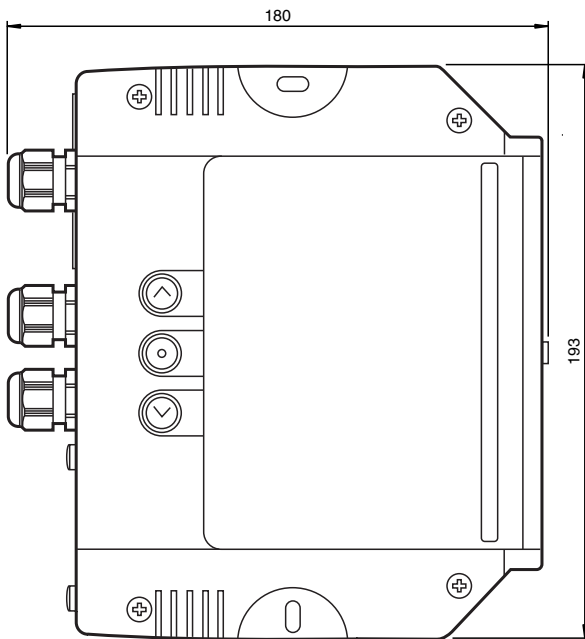
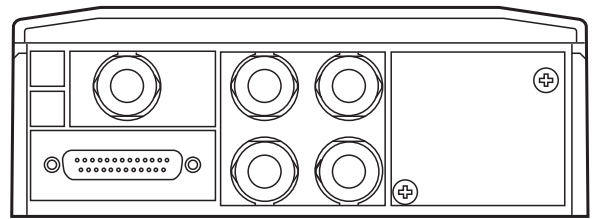
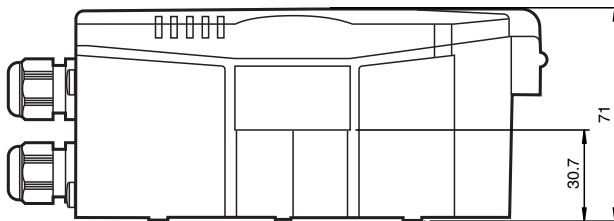


Function

Devices from the CBX* series enable barcode scanners to be connected quickly and easily. A wide variety of connections also allows other field devices to be connected.

By reducing installation time and the number of system failures when a device is replaced, your operating costs will be significantly lower. Standardized pinning of connections and simple attachment of cable ends using spring terminals ensures easy cable installation. To facilitate installation of the device, the continuous mounting holes are easy to access and the top section of housing can be removed.

Dimensions



Release date: 2022-11-22 Date of issue: 2022-11-22 Filename: 220506_eng.pdf

Refer to "General Notes Relating to Pepperl+Fuchs Product Information".

Pepperl+Fuchs Group
www.pepperl-fuchs.com

USA: +1 330 486 0001
fa-info@us.pepperl-fuchs.com

Germany: +49 621 776 1111
fa-info@de.pepperl-fuchs.com

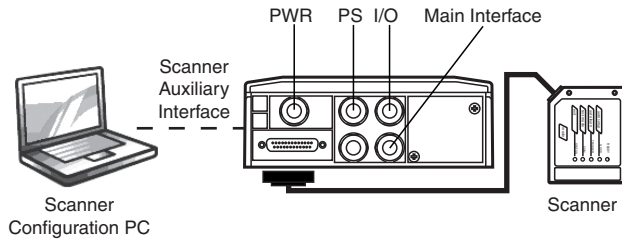
Singapore: +65 6779 9091
fa-info@sg.pepperl-fuchs.com

PEPPERL+FUCHS

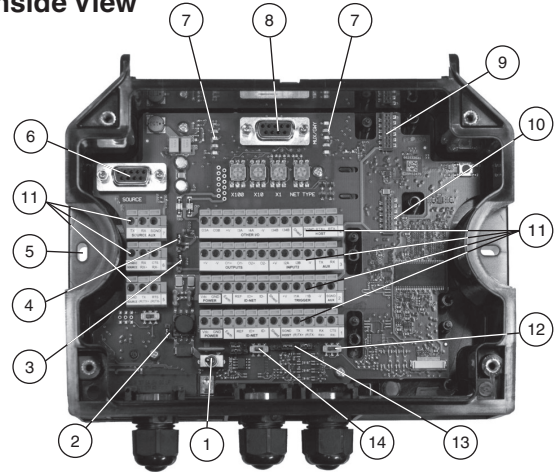
Technical Data

Indicators/operating means		
Display elements		8 LEDs (POWER, ERROR, TRIGGER, IN 2, OUT 1, OUT 2, READY, HOST)
Electrical specifications		
Operating voltage	U _B	10 ... 30 V DC PELV
Current consumption		max. 2.5 A
Power consumption	P ₀	max. 3 W
Interface		
Interface type		Modular upgrade option (e.g. PROFIBUS, Ethernet, DeviceNet)
Compliance with standards and directives		
Directive conformity		89/336 EWG
Standard conformity		
Noise immunity		EN 61000-6-2
Degree of protection		EN 60529
Shock and impact resistance		EN 60068-2-27
Vibration resistance		EN 60068-2-6
Ambient conditions		
Ambient temperature		0 ... 50 °C (32 ... 122 °F)
Storage temperature		-20 ... 70 °C (-4 ... 158 °F)
Relative humidity		90 % , noncondensing
Shock resistance		30G ; 11 ms ; 3 impacts on each axis
Vibration resistance		1.5 mm ; 10 ... 55 Hz ; 2 hours on each axis
Mechanical specifications		
Degree of protection		IP65
Connection		25-pin Sub-D socket for Barcode scanner , M16 cable gland for system connection (5x)
Material		
Housing		PC (Polycarbonate)
Mass		780 g

Connection



Inside View



- 1 Power switch (on/off)
- 2 Adjustment of Chassis grounding via Jumper
- 3 Adjustment of Source shield via Jumper
- 4 Adjustment of Power source via Jumper
- 5 Mounting Holes (2x)
- 6 Data source port connector
- 7 LEDs
- 8 Serial Interface (SUB-D, 9-pin)
- 9 IP65 Fieldbus Module Connector
- 10 Standard Host interface module connector
- 11 Terminal Block
- 12 RS 485 Termination resistance switch
- 13 Adjustment of ID-NET/Host shield via Jumper
- 14 ID-NET Termination resistance switch

Release date: 2022-11-22 Date of issue: 2022-11-22 Filename: 220506_eng.pdf

Refer to "General Notes Relating to Pepperl+Fuchs Product Information".

Pepperl+Fuchs Group
www.pepperl-fuchs.com

USA: +1 330 486 0001
fa-info@us.pepperl-fuchs.com

Germany: +49 621 776 1111
fa-info@de.pepperl-fuchs.com

Singapore: +65 6779 9091
fa-info@sg.pepperl-fuchs.com